



The Republic of Uganda

MINISTRY OF WATER AND ENVIRONMENT

**Uganda M&E Framework for the
REDD+ R-PP process**

Author:

Uganda REDD+ Secretariat
& Olivier Beucher (Baastel) (Consultant)

TABLE OF CONTENTS

1. Introduction	1
2. Proposed Results-Chain	8
3. Logical Framework	10
4. Performance Measurement Framework (PMF)	18
5. Reporting	31
Annex 1: Reporting template for PC	32
Annex 2: stakeholders consulted for the elaboration of the M&E framework ..	34

ACRONYMS

Acronym	Definition
CCPC	Climate Change Policy Committee
CF	Carbon Fund
CRGMS	Conflict Resolution and Grievances Management System
CSOs	Civil Society Organizations
ER	Emission Reduction
ER-PIN	Emission Reduction Program Idea Note
ERPA	Emission Reduction Program agreement
ESMF	Environmental and Social Management Framework
FCPF	Forest Carbon Partnership Facility
FGRM	Feedback and grievance redress mechanism
FMT	Facility Management Team
FPIC	Free, Prior and Informed Consent
GoU	Government of Uganda
GRM	Grant Reporting and Monitoring
I	Impact
IPCC	Intergovernmental Panel on Climate Change
IPs	Indigenous Peoples
LFA	Logical Framework Approach
M&E	Monitoring and Evaluation
MWE	Ministry of Water and Environment
MoU	Memorandum of Understanding
MRV	Measuring, Reporting, Verification,
MTR	Mid-term Progress Report
n/a	Not applicable / not available
NGO	Non-governmental Organization
NTC	National Technical Committee
O	Outcome
PD	Project document
PIN	Program Idea Note
PC	Participants Committee
PMF	Performance Measurement Framework
RACS	R-PP Implementation Awareness and Communications Strategy
REDD	Reduction of Emissions from Deforestation and Forest Degradation
REL	Reference Emission Level
R-Package	Readiness Package
R-PP	REDD Preparation Proposal
RPAN	Readiness Preparation Assessment Note
RT	Reporting Template (refers to REDD+ Annual Country Progress Reporting template)
WG	Working Group
(REDD+) SC	(REDD+) Steering Committee
SESA	Strategic Environmental and Social Assessment
SMART	Specific, Measurable, Achievable, Relevant, Time-bound



Tbd
TORs

To be determined
Terms of Reference

1. INTRODUCTION

1.1. Background

At FCPF PC14 (Participants Committee n°14) in Washington, at the end of a process that took place over more than a year, Participants endorsed the final version of the M&E framework for the FCPF at the Facility level and asked relevant stakeholders to ensure its proper implementation. As part of the implementation of this framework, a number of Facility level performance indicators will have to be informed by the performance data collected directly by the countries supported by the FCPF. Indeed, the Facility level framework identifies clearly these indicators and the process through which this should happen. In particular, a country reporting framework has been developed, as part of the Facility level framework, to ensure that all relevant information expected to be generated by the countries, is reported back to FMT and the PC, on a regular basis.

In parallel, as part of the R-PP process, countries are asked to develop their own M&E framework for the REDD+ process (see R-PP template version 6 which specifies the requirements and provide guidance in this respect). It is thus important to ensure that these country level M&E frameworks are properly developed to measure national progress on the national REDD+ process under FCPF and at the same time make provisions for all the Facility level indicators that are to be informed - following preset intervals at the Facility level - by the country level M&E framework.

In this context, to help ensure that both the Facility level and country level M&E frameworks are properly implemented, FMT has been tasked to provide technical assistance to four pilot countries (Liberia, Nepal, Kenya and Costa Rica) in the development of their country level M&E framework, as part of the R-PP process. These pilots were meant to act as demonstrations to guide other FCPF supported countries as they develop/fine-tune their own frameworks. On this basis, all FCPF country participants were requested to follow a similar approach and develop a country level M&E framework responding to FCPF needs.

1.2. The REDD+ Context in Uganda

As stated in the R-PP document, Uganda's forest cover is declining fast and the country's context is favourable to the development of REDD+:

- "Uganda's forest cover has declined from 35% to 15% of Uganda land surface between 1890 and 2005 with an estimated annual forest cover loss of approximately 88,000ha/year."
- "The major causes of deforestation and forest degradation relate to the increasing agrarian human population and resultant pressures on forest resources and forest lands as well as institutional weaknesses and shortcomings in forestry governance. Among the key drivers of deforestation and forest degradation consist of agricultural expansion in forested land, charcoal production, firewood harvesting, livestock grazing, timber production and, human settlement and urbanization."
- "The resultant effects of these drivers is decline in forest vegetation cover, decline in quality and quantity of forest goods and services and conflicts regarding access, use and control over forest resources."
- "The trends and drivers of deforestation and forest degradation, coupled with favourable land tenure and policy and legal framework favour the development and implementation of REDD+ Strategy in Uganda."



Uganda’s R-PP was approved in 2011 by the FCPF Participants’ Committee. The R-PP comprises the following 4 key components:

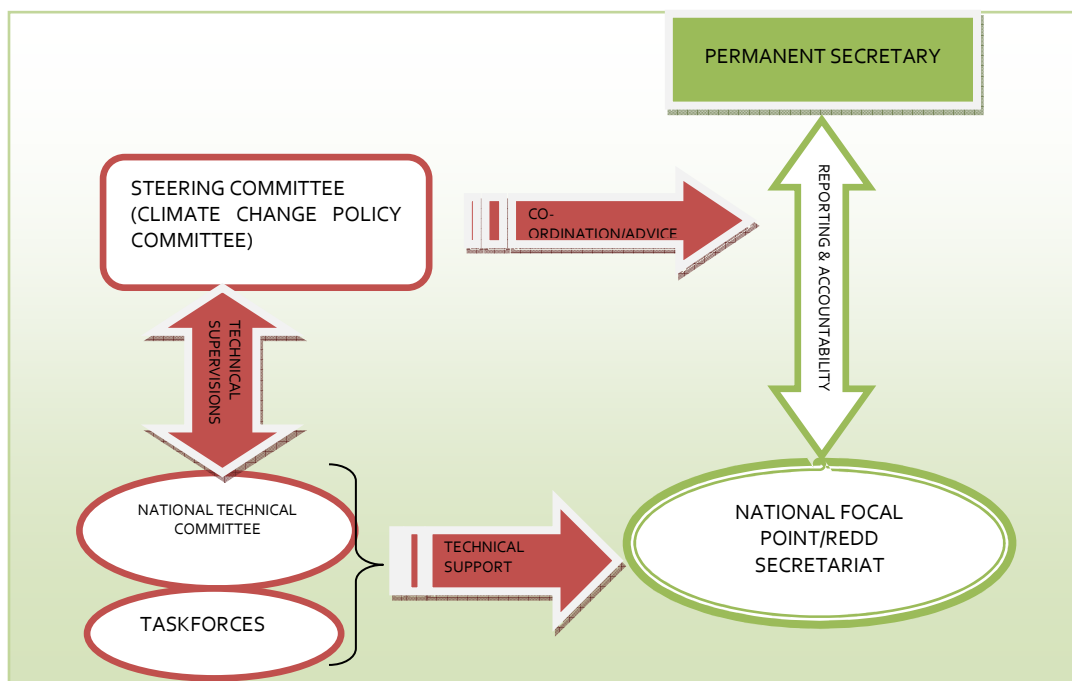
1. Readiness Organization and Consultation;
2. REDD+ Strategy Preparation, including assessment of land use, land use change drivers, forest law, policy and governance, REDD+ strategy options, implementation framework and social and environmental impacts;
3. Reference Emissions Level/Reference Levels;
4. National Forest Monitoring Systems for Forests and Safeguards

Components 5 and 6 relate to the implementation budget and the M&E framework, respectively.

Uganda’s REDD+ National Programme is intended to: “Enable Uganda to be ready for REDD+ implementation, including development of necessary institutions, policies, instruments and capacities, in a collaborative and leveraging way with other REDD+ readiness partners.

The REDD+ Implementation Framework for Uganda is recalled in figure 1 below.

Figure 1. Institutional arrangements for the oversight, management and policy guidance of REDD+



The FCPF grant of US\$ 3.6 million was signed on 10th July 2013. Presently, the Uganda REDD+ Readiness programme is funded by the FCPF/World Bank (US\$3,634,000) the Austrian Development Cooperation (US\$ 870,000), the UN-REDD Programme (US\$ 1,798,670) and the Government of Uganda (US\$ 472,000 (in kind))

The implementation of the REDD+ activities are currently ongoing in Uganda. The work has been divided into four components, which include the various R-PP sub-components. Under each component, a number of contracts will be delivered to implementing firms.

Component 1: Support the coordination and Monitoring of REDD+ Readiness Process



Component 2: Enhancing Stakeholder Engagement and Feedback in readiness Process**Component 3: SESA and Strategy Options****Component 4: Institutional Framework**

Each sub-contract and component are supported by three financing institutions in addition to the Government of Uganda (GoU): the FCPF, UNREDD, and the Austrian government through ADC (Austrian Development Cooperation), as detailed in the budget presented in Table 1.

Table 1: Budgets allocated by the three supporting institutions to the REDD+ readiness process in Uganda

R-PP Component	Main activity	FCPF Contribution	ADC Contribution	UNREDD Contribution	TOTAL BUDGET
Organize and Consult	National Readiness Management Arrangements Activities	414,000	200000	359,000	973,000
	REDD-plus Consultation and Participation	235,000	100000	147000	482,000
	Awareness and Communication	150,000	0	0	150,000
	REDD-plus Conflict Resolution and Grievances Management System (CRGMS)	200,000	0	0	200,000
	SUB-TOTAL	999,000	300,000	506,000	1,805,000
Prepare REDD Strategy	Assessment of Land Use, Forest Policy & Governance	100,000	0	205000	305,000
	REDD Strategy Options	100,000	0	330000	430,000
	REDD Implementation Framework	355,000	0	0	355,000
	Social and Environmental Impacts (ESMF)	530,000	0	0	530,000
	SUB-TOTAL	1,085,000	0	535,000	1,620,000
Emissions Reference scenario	Develop Reference level	1,040,000	0		1,040,000
	SUB-TOTAL	1,040,000	0	0	1,040,000
NFMS - Measurement, Verification and Reporting (MRV)	Emissions Removal	0	375,000	640,000	1,015,000
	Multiple benefits and other impacts		150,000	0	150,000
	SUB-TOTAL	0	525,000	640,000	1,165,000
Monitoring and evaluation framework	Design and apply M&E framework	60,000	0	0	60,000
	SUB-TOTAL	60,000	0	0	60,000
	Other	450,000	65,979	0	515,979
	Sub-TOTAL	450,000	65,979	0	515,979
	TOTAL	3,634,000	890,979	1,681,000	5,690,000



1.3. Establishing an M&E framework

In Component 6 of the R-PP the main functions of the foreseen monitoring mechanism are described, including, for each of the RPP component and activity, the expected outputs, and the key indicators and means of verification to be used for measuring the level of achievement of those outputs. It also include a rough idea of timing (based on 2011, 2012 and 2013 years) for informing those indicators.

However, these proposed M&E Framework and indicators have not been further developed into a detailed and full-fledged results based monitoring system nor systematically been used for monitoring and reporting so far. In addition, at the global level, the FCPF requires country-based information to inform the Facility level M&E framework set-up. Hence, there is a need to integrate the monitoring and reporting and to align the different formats in order to avoid double work and to satisfy the information needs of all stakeholders. The different components of the M&E framework need to be developed further, defining the results sought during the R-PP implementation process, and SMART¹ indicators enabling regular monitoring and reporting

The M&E framework is meant to encompass all key building blocks required for the effective monitoring and evaluation of the results achieved by during the R-PP process:

- The monitoring function refers to the continuous process of performance reporting (annually with semi-annual update for FCPF reporting) and tends to limit itself to the assessment of the effectiveness and efficiency in program delivery.
- The evaluation function takes place at set intervals (typically mid-term/phase and final evaluations). Evaluations take a bird's eye view, and cast a wider net covering all five OECD/DAC criteria to assess the Relevance, Effectiveness, Efficiency, Impact and Sustainability in program achievements. In doing so, they also assess governance and management systems, including the monitoring function itself.

The two central building blocks upon which this country level M&E framework rests are:

- **The Results Chain and Logical Framework**, which together provide a strategic overview of the R-PP process, by illustrating the main results to be achieved, how they link to each other and their associated performance indicators. They provide a frame to focus both the monitoring and evaluation efforts at the country level.
- **The Performance Measurement Framework (PMF)**, which is the key internal management tool to be used by the REDD+ Secretariat to manage the collection, analysis and reporting on the performance data that must nourish the monitoring and evaluation functions. It captures key elements of expected results of the R-PP process at country level, by outlining proposed indicators for each results level, targets, baselines, frequency of data collection, data sources and methods, as well as responsibilities for this data collection and consolidation.

In order to reach the mandate's objectives, different tasks were completed:

¹ Specific, Measurable, Achievable, Relevant and Time-bound



1/ An Analysis of strategic and contractual documents like the R-PP, the UNREDD National Programme, ADC Documents, GoU workplan, the Terms of Reference of the different subcontracts, among others, in order to identify intended outputs, outcomes and indicators in these documents.

2/ Results-Chain

The first step of the work was to capture the strategic goals of the R-PP process in a results chain. This involved identifying/defining the outputs, outcomes and expected impacts of the R-PP activities, which has been realized on the basis of the detailed structure and activities presented in the R-PP document.

3/ Logical framework

From the Results-chain, a logical framework (logframe) was designed, defining performance indicators for each of the project outputs, outcomes and impacts, as well as assumptions to be monitored.

4/ Performance Measurement Framework (PMF)

A complete PMF was then established. The PMF includes baseline and target values for each indicator, as well as responsibilities and timing for indicator data collection.

5/ Consultation of key stakeholders in order to collect opinions and remarks on the Results-Chain as well as on the proposed indicators, and to ensure transparency and appropriation. A number of meetings have been conducted with the REDD+ Secretariat staff. A stakeholder consultation workshop has also been organised on September 25th, 2015.

6/ Reporting framework: based on the 6-month reporting template proposed in the program-level M&E framework, milestones and annual targets have been informed in order to facilitate further country reporting.

Monitoring and evaluation

Continuous **monitoring** of the project results will constitute a key management tool for the National REDD+ Secretariat in charge of the R-PP process in Uganda. As mentioned above, regular monitoring reports should be prepared at a minimum every 6 months and used to inform R-PP donors on the program's delivery. In the case of the FCPF, as presented in section 5 of this report, monitoring reports will be used by the National Focal Point to prepare FCPF annual reports and their 6-month updates.

Evaluation of the R-PP process is also a key element of the M&E framework. Generally, independent evaluations are planned (i) at mid-term in order to assess program progress and formulate recommendations to improve the delivery of results (the Mid-Term Review is planned in mid-December 2015 – January/February 2016 in Uganda); and (ii) at the end of the project, in order to establish a clear picture of program achievements and recommendations for future programming. As part of the R-PP process, a Mid-Term Progress Report is planned. According to the reporting template agreed², it shall include:

1. An overview of the progress made in the implementation of the R-PP
2. An analysis of progress achieved in those activities funded by the FCPF Readiness Preparation Grant

² FCPF Readiness Fund, Process for Submitting and Reviewing Mid-Term Progress Reports and Requests for Additional Funding by Participating REDD+ Countries, August 27, 2012



3. An updated financing plan for the overall Readiness preparation activities, including funds pledged by, and a brief description of activities supported by, other development partners
4. A review of the REDD Country Participant's compliance with the Common Approach
5. Grant Reporting and Monitoring report (GRM) (or equivalent Delivery Partner report, as per Delivery Partner's standard operational policies and procedures)
6. Summary statement of request for additional funding to the FCPF

Towards the end of the R-PP process, in addition to the completion report prepared by the Delivery Partner, there is the opportunity to undertake a Readiness Package Assessment which aims to "(i) provide REDD Country Participants an opportunity to self-assess progress on REDD+ readiness, and to identify remaining gaps and further needs, (ii) demonstrate a REDD Country Participant's commitment to REDD+, and to (iii) generate feedback and guidance through a comprehensive assessment by the country and the PC"³. It should be noted however that according to Resolution PC12/2012/1, the preparation of an R-Package and its submission for PC review are voluntary and not a reporting requirement under the FCPF Readiness Fund.

Civil Society Organisations (usually referred to as 'CSOs') and Indigenous Peoples' groups (usually referred to as 'IPs') have a role to play in monitoring at various levels as part of this M&E framework. In Uganda, CSO and IP representatives are meeting regularly together with other stakeholders and the National REDD+ Secretariat in the National Technical Committee (NTC) and the REDD+ Steering Committee (REDD+ SC), as part of the Climate Change Policy Committee (CCPC). The REDD+ SC has to validate the country mid-term progress report, as well as the R-package assessment before they are submitted to the PC. It is also proposed that the semi-annual progress reports from the countries that are proposed under this M&E Framework be validated by the REDD+ SC. The IPs and CSOs therefore have a voice, through set national processes to participate in the monitoring of national progress. In addition, to the extent that IPs and CSO get direct funding from FCPF (through capacity building activities in particular), they would be expected to report on their own progress, as well as to participate with local communities in the collection of some of the necessary data and thus provide information on a number of indicators for monitoring purposes to the REDD+ Secretariat.

Application/implementation of the M&E Framework Tool

The tools proposed in this M&E framework, and in particular the PMF in its Excel version, shall be used by the REDD+ Secretariat to monitor the results achieved during the REDD+ preparation phase. Each indicator can be duly informed directly in the Excel sheet, gathering information from the implementation partners (e.g., NFA under NFIMS), CSO and IPs. By filling the "Master document" of the Excel sheet, the REDD+ Secretariat can easily generate a table of results to be directly pasted into the annual reports (and their 6-month updates) to the FCPF. The tool may also be used by the Steering Committee, as well as for GoU reporting, since it provides an updated view of where the process stands in terms of achieved results. Whereas it is not designed to monitor the implementation of contracts established during the REDD+ preparation phase, nor the funding agreements established with UNREDD and ADC, a number of indicators, in particular outcome and impact indicators, are relevant to these partners and the tool can be used in reporting achievement of those results and impacts.

³ Readiness Package Assessment Framework, FCPF Readiness Fund, March 26, 2013.



When Uganda enters a REDD+ agreement and implements the REDD+ strategy, reference to the PMF will also be useful to establish a new PMF specifically designed for REDD+ implementation.



2. PROPOSED RESULTS-CHAIN

A first step to approach the intervention logic of the R-PP consists in drafting a visual model of the expected results and how they are interwoven. The proposed Results-chain for Uganda's R-PP has been built from the detailed activities, proposed objectives for the project, as well as the expected results for each component as per FCPF guidance.

First of all, four intermediate impacts or long-term results of the R-PP process have been defined on the basis of the R-PP document and consultations conducted:

- Improved forest governance in support of Sustainable Forest Management
- Reduced emissions from deforestation, forest degradation and from sequestration from selected demonstration activities
- Uganda enters into an international REDD+ funding modality
- Equitable benefit sharing of REDD+ actually takes place

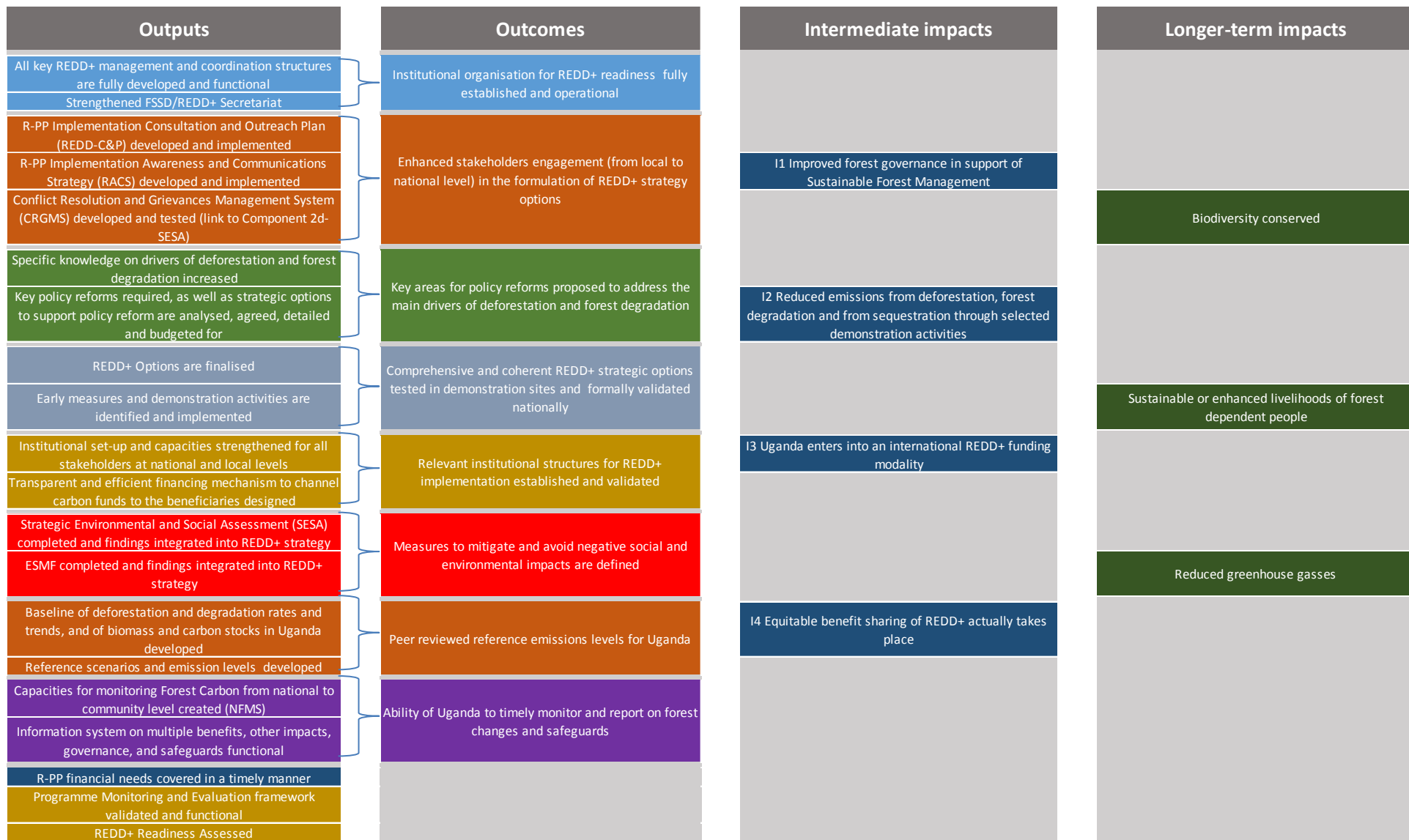
Those impacts are meant to be achieved when the REDD-readiness process is completed at the conclusion of the R-PP process and to last throughout the implementation of REDD+. They are distinct from global impacts expected from a REDD+ mechanism, such as emission reductions, the enhancement of livelihoods of forest-dependent communities and biodiversity conservation, which are far beyond the REDD readiness process and what can be measured by this R-PP Monitoring and Evaluation framework. There are shown to express the long-term vision and its alignment with, for example, the overall objectives of the FCPF Charter.

The eight outcomes defined align with the components/sub-components of the R-PP, excluding Components 5 (Budget and Schedule) and 6 (M&E framework) that contribute to achieve all outcomes. They constitute the main results of each building block of the R-PP, and together contribute to reaching the expected intermediate impacts.

The outputs are the shorter-term results obtained from the implementation of the combination of various activities defined in each of the R-PP components and sub-components. A block of outputs is always necessary to achieve an outcome. We have differentiated the components by colours, a group of outputs of a given colour together feed into a given outcome of the same colour while the different outcomes taken together lead to the expected impacts.



Table 2: Results-chain



3. LOGICAL FRAMEWORK

The next step towards an M&E Framework is the Logical framework (or short “Logframe”) as presented below in this section. It is derived from the Result Chain, taking into account the comments and suggestions received during the elaboration of the M&E framework (see list of people consulted in Annex 2).

The purpose of the Logframe is to serve as reference for operational planning, monitoring of progress of the R-PP Process towards its objectives as well as for evaluation of its overall performance and impacts. The Logframe demonstrates how the inputs and activities, which are delivered by different actors involved, interact logically, thus producing outputs, outcomes and finally direct intermediate impact. As part of the M&E function, it is suggested to report on those intermediate impacts where the R-PP Process can directly contribute e.g. entering into an international REDD+ funding modality. It voluntarily excludes those global and longer term impacts.

For each intermediate impact, outcome and output, the Logframe contains specific, measurable, attainable, relevant and time bound, so called SMART indicators, wherever possible qualified by targets and values to be achieved between 2015 and 2019 (as agreed during the consultations conducted, the M&E framework should cover the entire duration of the R-PP process, which is funding is currently planned to end in June 2016 for the FCPF, July 2017 for UNREDD and June 2019 for the Government of Uganda (GoU)). When defining indicators, in particular at the output level, special attention has been placed in having indicators that will inform the Facility level M&E framework, in particular Facility-level indicators and impact-level indicators required by the REDD+ Annual Country Progress Reporting template⁴. For ease of reading, those indicator have been coloured in green in the logframe.

Assumption mostly concern several outputs or outcomes and the logic is that when the respective expected results on one result level have been achieved and certain assumptions haven proven to be true or have been also achieved then the next higher result can be reached.

⁴ Annex D of the FCPF M&E Framework document



Table 3: Proposed Logical Framework for Uganda

R-PP Results Level	R-PP Results	Indicator	Target by 06/2016	Target by 07/2017	Target by 06/2019	Assumptions
Intermediate Impact 1	I1 Improved forest governance in support of Sustainable Forest Management	I.1.1 Degree to which decision making processes related to emission reductions and forest resource management allow for active multi-stakeholder ² participation (FCPF I.1.5.A)	Improved active multi-stakeholder participation; based on gender and social inclusion	Improved active multi-stakeholder participation; based on gender and social inclusion	Improved active multi-stakeholder participation; based on gender and social inclusion	GoU maintains commitment for REDD+ Continuing interest of international community in REDD+
		I.1.2 Number of policy reforms initiated, completed or underway complying to REDD+ standards (FCPF I.1.5.B) (Review / Revision / Formulation / Execution, Cross sectoral policies, Policies Linkages with REDD+)	X areas for policy reform to address the main drivers of deforestation and forest degradation proposed (and other components of REDD+)	X Policy reform as per action plans yet to be developed , to be informed by strategy options	X Policy reform as per action plans yet to be developed , to be informed by strategy options	
Intermediate Impact 2	I2 Reduced emissions from deforestation, forest degradation and from sequestration through selected demonstration activities	I.2.1 Number of tons of CO ₂ from emissions reduced and sequestered from REDD+ demonstration sites in Uganda (FCPF I.2.B)	Tbd from pilot MRV/Carbon registry	Tbd from pilot MRV/Carbon registry	Tbd from pilot MRV/Carbon registry	
Intermediate Impact 3	I3 Uganda enters into an international REDD+ funding modality	I.3.1 R-Package submitted to the FCPF for endorsement (FCPF I.1.A)	n/a	R-Package submitted?	R-Package submitted?	
		I.3.2 ERPA signed with the World Bank (FCPF 2.2.b) or other institutions	n/a	ERPA signed?	ERPA signed?	
		I.3.3 Amount of non-FCPF investments received for implementation of ER Programs (e.g. FIP, bilateral donors, private sector) (FCPF I.4.A)	Tbd	Tbd	Tbd	
Intermediate Impact 4	I4 Equitable benefit sharing of REDD+ actually takes place	I.4.1 % of national carbon funds going to carbon right owners of different forest regimes conform to agreed shares (FCPC 2.C)	Benefit sharing scheme is in place	TBD after set up of MRV/benefit sharing scheme	TBD after set up of MRV/benefit sharing scheme	
		I.4.2 National carbon investment scheme if fully in line with agreed national standards and guidelines for benefit sharing	National standards and guidelines for benefit sharing agreed	Pilot activities produce benefit sharing in alignment with nationally defined benefit sharing standards	Pilot activities produce benefit sharing in alignment with nationally defined benefit sharing standards	
R-PP Component 1: Organize and Consult						
Outcome 1	Institutional organisation for REDD+ readiness fully established and operational	O1.1 Degree of inclusiveness and functionality of SC and NTC/Task forces in place	In place, inclusive (in terms of representation), and fully functional (in terms of participation, frequency of mtgs and performance of its functions)	In place, inclusive (in terms of representation), and fully functional (in terms of participation, frequency of mtgs and performance of its functions)	In place, inclusive (in terms of representation), and fully functional (in terms of participation, frequency of mtgs and performance of its functions)	REDD+ international funding modality exists
		O1.2 MTR and R-Package discussed with all relevant Stakeholders including Indigenous Peoples and local communities before submission	MTR and R-Package discussed with relevant Stakeholders before submission	R-Package discussed with relevant Stakeholders before submission	R-Package discussed with relevant Stakeholders before submission	Political situation remains stable
Outcome 2	Enhanced stakeholders engagement (from local to	O2.1 Degree of participation of different stakeholders in different events on REDD+	Increasing / enhancing participation	Increasing / enhancing participation	Increasing / enhancing participation	

UGANDA M&E FRAMEWORK FOR THE R-PP PROCESS

R-PP Results Level	R-PP Results	Indicator	Target by 06/2016	Target by 07/2017	Target by 06/2019	Assumptions
	national level) in the formulation of REDD+ strategy options					
R-PP Sub-component 1.a.: National Readiness Management Arrangements						
Output 1.a.1	All key REDD+ management and coordination structures are fully developed and functional	1.a.1.i No of Steering Committee (SC) meetings	x meetings	x meetings	x meetings	
		1.a.1.ii No of meetings of National Technical Committee (NTC) and Task Forces	y meetings NTC and z meetings Task Forces	y meetings NTC and z meetings Task Forces	y meetings NTC and z meetings Task Forces	
		1.a.1.iii % of participation of SC and NTC members in meetings	> 75% participation	> 75% participation	> 75% participation	
		1.a.1.iv Agendas are discussed and decisions made as needed	Clear and timely decisions are taken	Clear and timely decisions are taken	Clear and timely decisions are taken	
Output 1.a.2	Strengthened FSSD/REDD+ Secretariat	1.a.2.i REDD+ Secretariat TORs status	TORs clearly defined, validated and approved by NTC	TORs clearly defined, validated and approved by NTC	TORs clearly defined, validated and approved by NTC	No turnover of key staff
		1.a.2.ii % of REDD+ Secretariat staff positions occupied	100% of 8 technical staff (any non-technical/admin?)	100% of 8 technical staff (any non-technical/admin?)	100% of 8 technical staff (any non-technical/admin?)	Stakeholder list regularly updated
		1.a.2.iii No of REDD+ secretariat staff trained	Tbd according to training needs	Tbd according to training needs	Tbd according to training needs	
		1.a.2.iv No of audits without major remarks submitted in due time	2 annual audits within legal delays	2 annual audits within legal delays	2 annual audits within legal delays	
R-PP Sub-component 1.b.: Information sharing and early dialogue with key stakeholders						
R-PP Sub-component 1.c.: Consultation and Participation Process						
Output 1.c.1	R-PP Implementation Consultation and Outreach Plan (REDD-C&P) developed and implemented	1.c.1.i Nationally endorsed C&P plan	yes	yes	yes	National and funding partners budget available according to planning
		1.c.1.ii Stakeholders' participatory structures for engaging in REDD+ are in place and functional	yes	yes	yes	
		1.c.1.iii % of use of participatory structures by the different components (SESA, MRV, Strategy options, Benefit sharing, FGRM)	100%	100%	100%	
		1.c.1.iv Number of Uganda experts who participated in any South-south learning activities (disaggregated by gender) (FCPC 4.2.c)	3	6	9	
Output 1.c.2	R-PP Implementation Awareness and Communications Strategy (RACS) developed and implemented	1.c.2.i Evidence of endorsement of the RACS	yes	yes	yes	All stakeholder are willing to dialogue
		1.c.2.ii % of RACS implemented	30%	70%	100%	
		1.c.2.iii Evidence of stakeholder feedback on awareness messages	At least 10 examples of stakeholder feedback on messages	At least 30 examples of stakeholder feedback on messages	At least 30 examples of stakeholder feedback on messages	
Output 1.c.3	Conflict Resolution and Grievances Management System (CRGMS) developed and tested (link to Component 2d-SESA)	1.c.3.i Evidence of endorsement of CRGMS	yes	yes	yes	Governmental and CSO staff made available for trainings
		1.c.3.ii Nationally accepted Feedback and Grievance Redress Mechanism (FGRM)	yes	yes	yes	
		1.c.3.iii Number of people accessing the diverse mechanisms set in place	0	tbd	tbd	

UGANDA M&E FRAMEWORK FOR THE R-PP PROCESS

R-PP Results Level	R-PP Results	Indicator	Target by 06/2016	Target by 07/2017	Target by 06/2019	Assumptions
		1.c.3.iv % of cases resolved through the mechanisms in place	0	tbd	tbd	
R-PP Component 2: Prepare the REDD+ Strategy						
Outcome 3	Key areas for policy reforms proposed to address the main drivers of deforestation and forest degradation	O3.1 No. and type of policy reforms initiated to comply to REDD+ standards (see also 1.2)	X areas for policy reform to address the main drivers of deforestation and forest degradation proposed (and other components of REDD+)	X of Relevant policies Tbd according to plans/studies	X of Relevant policies Tbd according to plans/studies	The GoU remains fully committed to REDD+
Outcome 4	Comprehensive and coherent REDD+ strategic options tested in demonstration sites and formally validated nationally	O4.1. Approved National REDD+ strategy report available	Report published	Report published	Report published	
		O4.2 R-Package is in line with PC adopted assessment framework (FCPF O1.A)	R-Package submitted to the FCPF	R-Package submitted to the FCPF	R-Package submitted to the FCPF	
Outcome 5	Relevant institutional structures for REDD+ implementation established and validated	O5.1 Management framework for REDD+ implementation fully developed and validated (including Government, IPs, CSOs, women and other vulnerable & marginalized groups, counties, etc.).	According to architecture for institutional arrangement and structures	According to architecture for institutional arrangement and structures	According to architecture for institutional arrangement and structures	
Outcome 6	Measures to mitigate and avoid negative social and environmental impacts are defined	O6.1 ESMF in place	Framework in place	Framework in place	Framework in place	
R-PP Sub-component 2.a.: Assessment of Land Use, Forest Policy, and Governance						
Output 2.a.1	Specific knowledge on drivers of deforestation and forest degradation increased	2.a.1.i Information on trends and drivers in Land use, Forest Policy and Governance available	XX studies/reports available	XX studies/reports available	XX studies/reports available	The GoU remains fully committed to the REDD+ agenda and national consultations on this topic
		2.a.1.ii Level of participation/consultation in discussion on studies and their findings	High (Wide variety of stakeholders consulted)	High (Wide variety of stakeholders consulted)	High (Wide variety of stakeholders consulted)	
		2.a.1.iii Synthesis of studies and reports available on REDD+ Sec website	xx synthesis/reports on website	xx synthesis/reports on website	xx synthesis/reports on website	
Output 2.a.2	Key policy reforms required, as well as strategic options to support policy reform are analysed, agreed, detailed and budgeted for	2.a.2.i Detailed strategic options for policy reforms identified in REDD+ strategy along with budget	All key policy reforms are clearly spelled out along with relevant analysis, plans and budget to address them	All key policy reforms are clearly spelled out along with relevant analysis, plans and budget to address them	All key policy reforms are clearly spelled out along with relevant analysis, plans and budget to address them	
		2.a.2.ii Discussion on policy reforms required undertaken with meaningful participation/consultation of stakeholders	Wide variety of stakeholders consulted	Wide variety of stakeholders consulted	Wide variety of stakeholders consulted	
R-PP Sub-component 2.b.: REDD+ Strategy Options						
Output 2.b.1	REDD+ Options are finalised	2.b.1i REDD+ Strategy Options (measures, actions and interventions) Report available (including Assessment of potential strategic options and Feasibility assessment of strategic options)	Report published	Report published	Report published	The GoU remains fully committed to the REDD+ agenda and national consultations on this
		2.b.1.ii No of consultative meetings for endorsement	i. 4 Regional level and one	i. 4 Regional level and one	i. 4 Regional level and one	

UGANDA M&E FRAMEWORK FOR THE R-PP PROCESS

R-PP Results Level	R-PP Results	Indicator	Target by 06/2016	Target by 07/2017	Target by 06/2019	Assumptions
		of the REDD+ Strategy Options (measures, actions and interventions)	national level meetings on issues REDD+ Strategy Options (measures, actions and interventions) Paper; ii. 4 Regional level and one national level meetings to discuss the 1st draft National REDD+ strategy; iii. 4 Regional level targeting Local communities, informal sector, forest dependent communities and local communities) REDD+ Strategy Options (measures, actions and interventions) Paper; iv. 4 Regional level targeting Local communities, informal sector, forest dependent communities and local communities) discuss the 1st draft national REDD+ strategy; and v. One validation workshop at national level to validate the national REDD+ strategy.	national level meetings on issues REDD+ Strategy Options (measures, actions and interventions) Paper; ii. 4 Regional level and one national level meetings to discuss the 1st draft National REDD+ strategy; iii. 4 Regional level targeting Local communities, informal sector, forest dependent communities and local communities) REDD+ Strategy Options (measures, actions and interventions) Paper; iv. 4 Regional level targeting Local communities, informal sector, forest dependent communities and local communities) discuss the 1st draft national REDD+ strategy; and v. One validation workshop at national level to validate the national REDD+ strategy.	national level meetings on issues REDD+ Strategy Options (measures, actions and interventions) Paper; ii. 4 Regional level and one national level meetings to discuss the 1st draft National REDD+ strategy; iii. 4 Regional level targeting Local communities, informal sector, forest dependent communities and local communities) REDD+ Strategy Options (measures, actions and interventions) Paper; iv. 4 Regional level targeting Local communities, informal sector, forest dependent communities and local communities) discuss the 1st draft national REDD+ strategy; and v. One validation workshop at national level to validate the national REDD+ strategy.	topic
Output 2.b.2	Early measures and demonstration activities are identified and implemented	2.b.2.i Status and number of pilot activities	At least 4 pilot activities initiated to test governance reforms, technical systems, and ensure good practice, while assessing impacts related to key issues	At least 4 pilot activities completed to test governance reforms, technical systems, and ensure good practice, while assessing impacts related to key issues	At least 4 pilot activities completed to test governance reforms, technical systems, and ensure good practice, while assessing impacts related to key issues	
		2.b.2.ii Number of REDD+ projects scaled-up	Scaling up of 1 REDD+ project initiated	Scaling up of 3 REDD+ projects initiated	Scaling up of 4 REDD+ projects initiated	
		2.b.2.iii ER-PIN submitted (= FCPF 2.3.a)	tbd	tbd	tbd	
R-PP Sub-component 2.c.: Arrangements for REDD+ Implementation						
Output 2.c.1	Institutional set-up and capacities strengthened for all stakeholders at national and	2.c.1.i Evidence of adaptation and alignment of institutional, legal and regulatory framework necessary for REDD+ implementation and carbon	Necessary adaptations done or under way, including associated	Necessary adaptations done or under way, including associated	Necessary adaptations done or under way, including associated	GoU continues active support to REDD+ and promotes inter-

UGANDA M&E FRAMEWORK FOR THE R-PP PROCESS

R-PP Results Level	R-PP Results	Indicator	Target by 06/2016	Target by 07/2017	Target by 06/2019	Assumptions
	local levels	financing	capacity building efforts	capacity building efforts	capacity building efforts	institutional collaboration for REDD+ Stakeholders willing to share all information with clearing house Dedicated government staff is nominated for capacity strengthening and for facilitation, coordination and monitoring of process and results
		2.c.1.ii Extent to which REDD+ architecture for implementation in national system is applied	Achitecture validated	Examples of application	Examples of application	
		2.c.1.iii REDD+ demonstration activities implementation guidelines validated	Guidelines published	Number of demonstration activities conforming to the guidelines	Number of demonstration activities conforming to the guidelines	
		2.c.1.iv Degree of advancement of Framework for Carbon benefit sharing arrangements	Arrangements validated by all relevant stakeholders	Examples of application of carbon benefit sharing arrangements	Examples of application of carbon benefit sharing arrangements	
		2.c.1.v Clearing house mechanism on REDD+ information functional	Clearing house mechanism established	Functional with all relevant information	Functional with all relevant information	
		2.c.1.vi M&E Framework for REDD+ implementation available	Available	Available	Available	
		2.c.1.vii Degree of operationality of Forest carbon registry (and safeguard implementation)	Registry is in place	Registry receives first registrations	Registry receives first registrations	
Output 2.c.2	Transparent and efficient financing mechanism to channel carbon funds to the beneficiaries designed	2.c.2.i Design, budget, legal provisions and inclusive institutional arrangement for Carbon Fund establishment available	Transparent design available	Transparent design available	Transparent design available	
R-PP Sub-component 2.d.: Social and Environmental Impacts						
Output 2.d.1	Strategic Environmental and Social Assessment (SESA) completed and findings integrated into REDD+ strategy	2.d.1.i Environmental and Social Information provided by SESA is validated	Information validated	Information validated	Information validated	The social context allows civil society to actively engage in the process Uganda Environment safeguards comply with REDD+ standards
		2.d.1.ii Number of stakeholders (by category, gender and age) consulted and trained during SESA process (FCPF 3.1.b)	X participants at Y levels trained to carry out SESA (including at least X men/Y women/Z youth from CSO and IP)	X participants at Y levels trained to carry out SESA (including at least X men/Y women/Z youth from CSO and IP)	X participants at Y levels trained to carry out SESA (including at least X men/Y women/Z youth from CSO and IP)	
Output 2.d.2	ESMF completed and findings integrated into REDD+ strategy	2.d.2.i ESMF developed and validated	ESMF approved by SC	ESMF approved by SC	ESMF approved by SC	
		2.d.2.ii Number of stakeholders trained to apply the ESMF	X participants at Y levels trained to carry out SESA (including at least X men/Y women/Z youth from CSO and IP)	X participants at Y levels trained to carry out SESA (including at least X men/Y women/Z youth from CSO and IP)	X participants at Y levels trained to carry out SESA (including at least X men/Y women/Z youth from CSO and IP)	
		2.d.2.iii Examples of indicators for enhancement of livelihoods of local communities and for biodiversity conservation included in ESMF and REDD+ strategy (FCPF 3.B.)	ESMF incorporates indicators related to biodiversity conservation and livelihood of local communities in addition to other co-benefits and safeguards	ESMF incorporates indicators related to biodiversity conservation and livelihood of local communities in addition to other co-benefits and safeguards	ESMF incorporates indicators related to biodiversity conservation and livelihood of local communities in addition to other co-benefits and safeguards	
R-PP Component 3: Develop a Reference Scenario						
Outcome 7	Peer reviewed reference emissions levels for Uganda	07.1 A reference level for emissions and removals is available and peer reviewed	Available	Available	Available	Dedicated government staff is

UGANDA M&E FRAMEWORK FOR THE R-PP PROCESS

R-PP Results Level	R-PP Results	Indicator	Target by 06/2016	Target by 07/2017	Target by 06/2019	Assumptions
Output 3.1	Baseline of deforestation and degradation rates and trends, and of biomass and carbon stocks in Uganda developed	3.a.1.i Actual baseline data (on deforestation and degradation, biomass and carbon stocks) of forests publicly available at all levels	Data available, validated and used to inform the reference scenario for Uganda	Data Published	Data Published	nominated for capacity strengthening and participation in the REDD+ carbon monitoring
Output 3.2	Reference scenarios and emission levels developed	3.a.2.i Reference scenarios and emissions modeling based on IPCC guidelines published	Nationally agreed reference scenario and emissions modeling	Scenario published	Scenario published	
R-PP Component 4: Design a Monitoring System						
Outcome 8	Ability of Uganda to timely monitor and report on forest changes and safeguards	O8.1 M-MRV System (complying to international standards) nationally approved	Full system in compliance to international standards and nationally approved	Full system in compliance to international standards and nationally approved	Full system in compliance to international standards and nationally approved	Staff positions for Forest Monitoring System are readily filled CSO and IP integrated into training
		O8.2 Data verification reveals no major discrepancies	Verified data in range of +/- 5% from original data	Verified data in range of +/- 5% from original data	Verified data in range of +/- 5% from original data	
		O8.3 Number of demo sites where M-MRV system was tested	0	At least 4	At least 4	
R-PP sub-component 4.a: Emissions and removal						
Output 4.a.1	Capacities for monitoring Forest Carbon from national to community level created (NFMS)	4.a.1.i Institutional capacities to implement M-MRV enhanced	Full operational capacity	Full operational capacity	Full operational capacity	Staff positions for Forest Monitoring System are readily filled
		4.a.1.ii No of persons trained in Forest Carbon monitoring at different layers by gender and category of stakeholder	National level: X people (m/f) District Level: X people (m/f) Community level: X people (m/f)	National level: X people (m/f) District Level: X people (m/f) Community level: X people (m/f)	National level: X people (m/f) District Level: X people (m/f) Community level: X people (m/f)	
		4.a.1.iii Forest monitoring manual that describes monitoring of all types of REDD+ activities, leakage, and carbon pools developed and distributed	Manual published	Manual published	Manual published	CSO and IP integrated into training
		4.a.1.iv Data from different forest regimes integrated into one central data base (NFMS)	Integrated central data base operational	Integrated central data base operational	Integrated central data base operational	
R-PP sub-component 4.b: Other Multiple Benefits and Impacts						
Output 4.b.1	Information system on multiple benefits, other impacts, governance, and safeguards functional	4.b.1.i Baseline information on multiple benefits, other impacts, governance and safeguards validated	Information validated	Information validated	Information validated	Staff positions for Forest Monitoring System are readily filled
		4.b.1.ii Objectives and standards of the monitoring system on multiple benefits, other impacts, governance and safeguards are REDD+ compatible and agreed	Uganda specific SES standards agreed	Uganda specific SES standards agreed	Uganda specific SES standards agreed	
		4.b.1.iii No of staff from all participating stakeholder institutions (f/m) trained on multiple benefits, other impacts, governance and safeguards	Tbd by category of stakeholders and gender	Tbd by category of stakeholders and gender	Tbd by category of stakeholders and gender	CSO and IP integrated into training
		4.b.1.iv Monitoring plan for Multiple benefits, Other Impacts, Governance and Safeguards and manual for implementation available	Monitoring plan available	Monitoring plan available	Monitoring plan available	

UGANDA M&E FRAMEWORK FOR THE R-PP PROCESS

R-PP Results Level	R-PP Results	Indicator	Target by 06/2016	Target by 07/2017	Target by 06/2019	Assumptions
		4.b.1.v Binding arrangements on responsibilities and information flow processes among all stakeholders available	Arrangements available	Arrangements available	Arrangements available	
R-PP Component 5: Schedule and Budget						
Output 5.a.1	R-PP financial needs covered in a timely manner	5.a.1i FCPF R-PP Grant disbursement rate (FCPF 1.3.d)	At least 90% of planned annual amounts	At least 90% of planned annual amounts	At least 90% of planned annual amounts	The GoU remains fully committed to co-financing the REDD+ agenda and International partners for REDD+ readiness engage further in Uganda and fulfil their pledges
		5.a.1ii Overall R-PP grant disbursement rate (FCPF 1.3.d)	At least 90% of planned annual amounts once co-funding agreements signed]	At least 90% of planned annual amounts once co-funding agreements signed]	At least 90% of planned annual amounts once co-funding agreements signed]	
		5.a.1iii Financial amounts used to enable active participation of IPs, CSOs and local communities in national REDD+ readiness (FCPF 3.1.a.i)	TBD. Amount spent on enabling active participation of IPS, CSOs and local communities	TBD	TBD	
		5.a.1iv Disbursements for ER Program according to plans	TBD, Amount and date according to ERPA schedule or other ER scheme schedule	TBD, Amount and date according to ERPA schedule or other ER scheme schedule	TBD, Amount and date according to ERPA schedule or other ER scheme schedule	
R-PP Component 6: Design a Monitoring & Evaluation Program						
Output 6.a.1	Programme Monitoring and Evaluation framework validated and functional	6.a.1i Level of achievement of planned project milestones according to approved Readiness Preparation grant (FCPF 1.3.b.)	60% progressing well	100%	100%	
		6.a.1ii Performance Measurement Framework produced and validated	Available	Available	Available	
		6.a.1iii Annual reports with biannual update (FCPF, government and other partners) submitted on reporting deadlines	2 reports/year	2 reports/year	2 reports/year	
		6.a.1iv Proportion of draft annual reports reviewed and commented by relevant stakeholder groups	100%	100%	100%	
Output 6.a.2	REDD+ Readiness Assessed	6.a.2i Consulted Midterm progress review (FCPF 1.3.a.) available	Available	Available	Available	
		6.a.2ii Independent final review of R-Package (FCPF 1.A.2.)	Available	Available	Available	

4. PERFORMANCE MEASUREMENT FRAMEWORK (PMF)

As indicated earlier, the PMF presents clear guidance on who collects data on what, against which targets, how, from where and at which frequency to inform both the monitoring and evaluation functions at the Facility level. Indicators and target of the PFM are identical to the Results, indicators and targets of the logframe. The different columns of the PFM have the following content:

- The first column is the expected result (impact, outcome or output).
- The second column shows the indicators without target values.
- The third column indicates the baseline values, where available and applicable. In many cases this will be "o" or "n/a" for not applicable or available. Some values may still need to be determined.
- The target values of the indicators are to be achieved (or maintained) by three main deadlines as agreed with the REDD+ Secretariat: June 2016 (end of FCPF grant), July 2017 (end of UNREDD grant) and June 2019 (support from the Government of Uganda). A few target values still need to be determined as key plans and strategies are developed in the first year of grant implementation.
- The methods of data collection for monitoring and/or sources of information indicate where to get the data or the proof of indicator achievement for the purpose of the monitoring form. It can be as simple as the check for the existence of a report on the future Uganda REDD+ website, but can also require compilation and analysis of data from different sources, or be as complex as to organize an opinion poll among a representative sample of the population.
- The frequency will be mostly annual with 6 monthly updates where indicated. Some data will only be collected/assessed at the end of the readiness phase or even later on.
- The column "responsibility" indicates who is responsible for the monitoring, the data compilation and presentation to the TWG, etc. This does not exclude participation and contributions from other stakeholder during the process.
- The last column of the framework presents indicators for which a traffic light system (4 possibilities) will be used in the FMT annual reporting and semi-annual updates. This applies in most cases except for those where the target is still unknown or where significant progress towards the target not expected before July 2017.

Remark: Indicators related to global FCPF PFM indicators are marked in green.

Traffic light system is as follows:






-  Significant progress
-  Progressing well, further development required
-  Further development required
-  Not yet demonstrating progress
-  Non-applicable

Table 4: Uganda Performance Measurement Framework (PMF)

R-PP Results Level	R-PP Results	Indicator	Baseline (01/2015)	Target by 06/2016	Target by 07/2017	Target by 06/2019	Method / Source of Verification	Frequency of data collection	Responsibility for M&E Reporting
Intermediate Impact 1	I1 Improved forest governance in support of Sustainable Forest Management	I.1.1 Degree to which decision making processes related to emission reductions and forest resource management allow for active multi-stakeholder participation (FCPF I.1.5.A)	medium	Improved active multi-stakeholder participation; based on gender and social inclusion	Improved active multi-stakeholder participation; based on gender and social inclusion	Improved active multi-stakeholder participation; based on gender and social inclusion	Analysis of process of engagement and involvement of stakeholders Consultation of stakeholders opinions (focus groups, Reports from Implementing Agencies)	Semi-annual	Redd+ sec with support of partners
		I.1.2 Number of policy reforms initiated, completed or underway complying to REDD+ standards (FCPF I.1.5.B) (Review / Revision / Formulation / Execution, Cross sectoral policies, Policies Linkages with REDD+)	0	X areas for policy reform to address the main drivers of deforestation and forest degradation proposed (and other components of REDD+)	X Policy reform as per action plans yet to be developed , to be informed by strategy options	X Policy reform as per action plans yet to be developed , to be informed by strategy options	Monitoring of initiated Policy reforms or accompanying measures relevant to REDD+	Semi-annual Evaluation	Redd+ sec Independent evaluator
Intermediate Impact 2	I2 Reduced emissions from deforestation, forest degradation and from sequestration through selected demonstration activities	I.2.1 Number of tons of CO2 from emissions reduced and sequestered from REDD+ demonstration sites in Uganda (FCPF I.2.B)	0	Tbd from pilot MRV/Carbon registry	Tbd from pilot MRV/Carbon registry	Tbd from pilot MRV/Carbon registry	CO2 inventories/ monitoring Analysis of Carbon registry and implementing partners reporting	Annually after demo start, ERPA or other carbon scheme agreement is in place	Redd+ sec Future Carbon registry
Intermediate Impact 3	I3 Uganda enters into an international REDD+ funding modality	I.3.1 R-Package submitted to the FCPF for endorsement (FCPF I.1.A)	n/a	n/a	R-Package submitted?	R-Package submitted?	Independent assessment note	Annual	Redd+ sec
		I.3.2 ERPA signed with the World Bank (FCPF 2.2.b) or other institutions	n/a	n/a	ERPA signed?	ERPA signed?	ERPA signature and date	Annual	Redd+ sec + implementing partners
		I.3.3 Amount of non-FCPF investments received for implementation of ER Programs (e.g. FIP, bilateral donors, private sector) (FCPF I.4.A)	0	Tbd	Tbd	Tbd	Non FCPF program agreements and disbursements	Annual	Redd+ sec + implementing partners

UGANDA M&E FRAMEWORK FOR THE R-PP PROCESS

Intermediate Impact 4	I4 Equitable benefit sharing of REDD+ actually takes place	I.4.1 % of national carbon funds going to carbon right owners of different forest regimes conform to agreed shares (FCPC 2.C)	0	Benefit sharing scheme is in place	TBD after set up of MRV/benefit sharing scheme	TBD after set up of MRV/benefit sharing scheme	Analysis of data from relevant carbon finance documents; reports from carbon projects; relevant demo	Annual	Redd+ sec
		I.4.2 National carbon investment scheme if fully in line with agreed national standards and guidelines for benefit sharing	n/a	National standards and guidelines for benefit sharing agreed	Pilot activities produce benefit sharing in alignment with nationally defined benefit sharing standards	Pilot activities produce benefit sharing in alignment with nationally defined benefit sharing standards		Annual	Redd+ sec
R-PP Component 1: Organize and Consult									
Outcome 1	Institutional organisation for REDD+ readiness fully established and operational	O1.1 Degree of inclusiveness and functionality of SC and NTC/Task forces in place	n/a	In place, inclusive (in terms of representation), and fully functional (in terms of participation, frequency of mtgs and performance of its functions)	In place, inclusive (in terms of representation), and fully functional (in terms of participation, frequency of mtgs and performance of its functions)	In place, inclusive (in terms of representation), and fully functional (in terms of participation, frequency of mtgs and performance of its functions)	Analysis of minutes form meetings, and of complaints received by Ministry, REDD+ Sec, SC, NTC, Task forces and other quasi-judicial bodies and of responses provided	Annual	REDD+ Sec.
		O1.2 MTR and R-Package discussed with all relevant Stakeholders including Indigenous Peoples and local communities before submission	n/a	MTR and R-Package discussed with relevant Stakeholders before submission	R-Package discussed with relevant Stakeholders before submission	R-Package discussed with relevant Stakeholders before submission	Analysis of Minutes of consultation meetings	In 2015 and at end of project	REDD+ Sec.
Outcome 2	Enhanced stakeholders engagement (from local to national level) in the formulation of REDD+ strategy options	O2.1 Degree of participation of different stakeholders in different events on REDD+	n/a	Increasing / enhancing participation	Increasing / enhancing participation	Increasing / enhancing participation	Analysis of Minutes/reports of meetings/events;	Annual	REDD+ Sec.
R-PP Sub-component 1.a.: National Readiness Management Arrangements									
Output 1.a.1	All key REDD+ management and coordination structures are fully developed and functional	1.a.1.i No of Steering Committee (SC) meetings	Bi-annual	x meetings	x meetings	x meetings	Minutes of meetings	Semi-annual	REDD+ Sec

UGANDA M&E FRAMEWORK FOR THE R-PP PROCESS

		1.a.1.ii No of meetings of National Technical Committee (NTC) and Task Forces	Quarterly	y meetings NTC and z meetings Task Forces	y meetings NTC and z meetings Task Forces	y meetings NTC and z meetings Task Forces	Minutes of meetings	Semi-annual	REDD+ Sec
		1.a.1.iii % of participation of SC and NTC members in meetings	average?	> 75% participation	> 75% participation	> 75% participation	Minutes of meetings	Semi-annual	REDD+ Sec
		1.a.1.iv Agendas are discussed and decisions made as needed	yes/no?	Clear and timely decisions are taken	Clear and timely decisions are taken	Clear and timely decisions are taken	Minutes of meetings	Semi-annual	REDD+ Sec
Output 1.a.2	Strengthened FSSD/REDD+ Secretariat	1.a.2.i REDD+ Secretariat TORs status	Draft TORs	TORs clearly defined, validated and approved by NTC	TORs clearly defined, validated and approved by NTC	TORs clearly defined, validated and approved by NTC	NTC Endorsement/approval document/minutes	Semi-annual	REDD+ Sec
		1.a.2.ii % of REDD+ Secretariat staff positions occupied	100%?	100% of 8 technical staff (any non-technical/admin?)	100% of 8 technical staff (any non-technical/admin?)	100% of 8 technical staff (any non-technical/admin?)	Comparison of actual Staff list with planning	Semi-annual	REDD+ Sec
		1.a.2.iii No of REDD+ secretariat staff trained	n/a	Tbd according to training needs	Tbd according to training needs	Tbd according to training needs	Human resources development plan, Training reports	annual	REDD+ Sec
		1.a.2.iv No of audits without major remarks submitted in due time	o?	2 annual audits within legal delays	2 annual audits within legal delays	2 annual audits within legal delays	Analysis of Audit reports	annual	REDD+ Sec
R-PP Sub-component 1.b.: Information sharing and early dialogue with key stakeholders									
R-PP Sub-component 1.c.: Consultation and Participation Process									
Output 1.c.1	R-PP Implementation Consultation and Outreach Plan (REDD-C&P) developed and implemented	1.c.1.i Nationally endorsed C&P plan	yes	yes	yes	yes	REDD+ Secretariat information	Semi-annual	REDD+ Sec
		1.c.1.ii Stakeholders' participatory structures for engaging in REDD+ are in place and functional	no	yes	yes	yes	REDD+ Secretariat information	Semi-annual	REDD+ Sec
		1.c.1.iii % of use of participatory structures by the different components (SESA, MRV, Strategy options, Benefit sharing, FGRM)	o	100%	100%	100%	REDD+ Secretariat information	Semi-annual	REDD+ Sec

UGANDA M&E FRAMEWORK FOR THE R-PP PROCESS

		1.c.1.iv Number of Uganda experts who participated in any South-south learning activities (disaggregated by gender) (FCPC 4.2.c)	3/year	3	6	9	REDD+ Secretariat information	Semi-annual	REDD+ Sec
Output 1.c.2	R-PP Implementation Awareness and Communications Strategy (RACS) developed and implemented	1.c.2.i Evidence of endorsement of the RACS	Yes	yes	yes	yes	REDD+ Secretariat information	Semi-annual	REDD+ Sec
		1.c.2.ii % of RACS implemented	0	30%	70%	100%	REDD+ Secretariat information	Semi-annual	REDD+ Sec
		1.c.2.iii Evidence of stakeholder feedback on awareness messages	n/a	At least 10 examples of stakeholder feedback on messages	At least 30 examples of stakeholder feedback on messages	At least 30 examples of stakeholder feedback on messages	REDD+ Secretariat information	Semi-annual	REDD+ Sec
Output 1.c.3	Conflict Resolution and Grievances Management System (CRGMS) developed and tested (link to Component 2d- SESA)	1.c.3.i Evidence of endorsement of CRGMS	n/a	yes	yes	yes	REDD+ Secretariat information	Semi-annual	REDD+ Sec
		1.c.3.ii Nationally accepted Feedback and Grievance Redress Mechanism (FGRM)	no	yes	yes	yes	REDD+ Secretariat information	Semi-annual	REDD+ Sec
		1.c.3.iii Number of people accessing the diverse mechanisms set in place	tbd	0	tbd	tbd	REDD+ Secretariat information	Semi-annual	REDD+ Sec
		1.c.3.iv % of cases resolved through the mechanisms in place	tbd	0	tbd	tbd	REDD+ Secretariat information	Semi-annual	REDD+ Sec
R-PP Component 2: Prepare the REDD+ Strategy									
Outcome 3	Key areas for policy reforms proposed to address the main drivers of deforestation and forest degradation	O3.1 No. and type of policy reforms initiated to comply to REDD+ standards (see also 1.2)	n/a	X areas for policy reform to address the main drivers of deforestation and forest degradation proposed (and other components of REDD+)	X of Relevant policies Tbd according to plans/studies	X of Relevant policies Tbd according to plans/studies	Comparison between identified needs for change and reform steps Analysis of reports of other agencies. Interviews with key stakeholders on their assessment of policy reforms (e.g. in evaluation conducted)	Annual	Redd+ sec
Outcome 4	Comprehensive and coherent REDD+ strategic	O4.1. Approved National REDD+ strategy report available	No strategy	Report published	Report published	Report published	Report	Semi-annual	Redd+ sec

UGANDA M&E FRAMEWORK FOR THE R-PP PROCESS

	options tested in demonstration sites and formally validated nationally	O4.2 R-Package is in line with PC adopted assessment framework (FCPF O1.A)	Readiness baseline as described in R-PP (para 1.13, p33)	R-Package submitted to the FCPF	R-Package submitted to the FCPF	R-Package submitted to the FCPF	FCPF files / REDD+ Secretariat files, R-Package Assessment meeting documents and records	Semi-annual	Redd+ sec
Outcome 5	Relevant institutional structures for REDD+ implementation established and validated	O5.1 Management framework for REDD+ implementation fully developed and validated (including Government, IPs, CSOs, women and other vulnerable & marginalized groups, counties, etc.).	n/a	According to architecture for institutional arrangement and structures	According to architecture for institutional arrangement and structures	According to architecture for institutional arrangement and structures	Review of relevant reports and validation process	Annual	Redd+ sec
Outcome 6	Measures to mitigate and avoid negative social and environmental impacts are defined	O6.1 ESMF in place	No	Framework in place	Framework in place	Framework in place	Comparison between ESMF and planned measures of architecture and operational structure	Semi-annual	Redd+ sec
R-PP Sub-component 2.a.: Assessment of Land Use, Forest Policy, and Governance									
Output 2.a.1	Specific knowledge on drivers of deforestation and forest degradation increased	2.a.1.i Information on trends and drivers in Land use, Forest Policy and Governance available	?	XX studies/reports available	XX studies/reports available	XX studies/reports available	Check of website - Check of process/ methodology of studies and validation	Semi-annual	REDD+ Sec
		2.a.1.ii Level of participation/consultation in discussion on studies and their findings	?	High (Wide variety of stakeholders consulted)	High (Wide variety of stakeholders consulted)	High (Wide variety of stakeholders consulted)	Review list of meetings and participants from minutes of meeting(s) where studies have been discussed	Annual	REDD+ Sec
		2.a.1.iii Synthesis of studies and reports available on REDD+ Sec website	None	xx synthesis/reports on website	xx synthesis/reports on website	xx synthesis/reports on website	Check of website	Annual	REDD+ Sec

UGANDA M&E FRAMEWORK FOR THE R-PP PROCESS

Output 2.a.2	Key policy reforms required, as well as strategic options to support policy reform are analysed, agreed, detailed and budgeted for	2.a.2.i Detailed strategic options for policy reforms identified in REDD+ strategy along with budget	n/a	All key policy reforms are clearly spelled out along with relevant analysis, plans and budget to address them	All key policy reforms are clearly spelled out along with relevant analysis, plans and budget to address them	All key policy reforms are clearly spelled out along with relevant analysis, plans and budget to address them	Report, website	Annual	REDD+ Sec
		2.a.2.ii Discussion on policy reforms required undertaken with meaningful participation/ consultation of stakeholders	n/a	Wide variety of stakeholders consulted	Wide variety of stakeholders consulted	Wide variety of stakeholders consulted	Action plan, minutes of approval by NTC and SC Stakeholders consensus on action plan	Annual	REDD+ Sec
R-PP Sub-component 2.b.: REDD+ Strategy Options									
Output 2.b.1	REDD+ Options are finalised	2.b.1i REDD+ Strategy Options (measures, actions and interventions) Report available (including Assessment of potential strategic options and Feasibility assessment of strategic options)	n/a	Report published	Report published	Report published	REDD+ strategy options and REDD+ strategy reports, website	Annual	REDD+ Sec
		2.b.1.ii No of consultative meetings for endorsement of the REDD+ Strategy Options (measures, actions and interventions)	n/a	i. 4 Regional level and one national level meetings on issues REDD+ Strategy Options (measures, actions and interventions) Paper; ii. 4 Regional level and one national level meetings to discuss the 1st draft National REDD+ strategy; iii. 4 Regional level targeting Local communities , informal sector, forest dependent communities and local communities) REDD+ Strategy Options (measures, actions and interventions) Paper; iv. 4 Regional level targeting Local	i. 4 Regional level and one national level meetings on issues REDD+ Strategy Options (measures, actions and interventions) Paper; ii. 4 Regional level and one national level meetings to discuss the 1st draft National REDD+ strategy; iii. 4 Regional level targeting Local communities , informal sector, forest dependent communities and local communities) REDD+ Strategy Options (measures, actions and interventions) Paper; iv. 4 Regional level targeting Local	i. 4 Regional level and one national level meetings on issues REDD+ Strategy Options (measures, actions and interventions) Paper; ii. 4 Regional level and one national level meetings to discuss the 1st draft National REDD+ strategy; iii. 4 Regional level targeting Local communities , informal sector, forest dependent communities and local communities) REDD+ Strategy Options (measures, actions and interventions) Paper; iv. 4 Regional level targeting Local	Stakeholder consultaiton report	Annual	REDD+ Sec

UGANDA M&E FRAMEWORK FOR THE R-PP PROCESS

				communities , informal sector, forest dependent communities and local communities) discuss the 1st draft national REDD+ strategy; and v. One validation workshop at national level to validate the national REDD+ strategy.	communities , informal sector, forest dependent communities and local communities) discuss the 1st draft national REDD+ strategy; and v. One validation workshop at national level to validate the national REDD+ strategy.	communities , informal sector, forest dependent communities and local communities) discuss the 1st draft national REDD+ strategy; and v. One validation workshop at national level to validate the national REDD+ strategy.			
Output 2.b.2	Early measures and demonstration activities are identified and implemented	2.b.2.i Status and number of pilot activities	No pilot activities	At least 4 pilot activities initiated to test governance reforms, technical systems, and ensure good practice, while assessing impacts related to key issues	At least 4 pilot activities completed to test governance reforms, technical systems, and ensure good practice, while assessing impacts related to key issues	At least 4 pilot activities completed to test governance reforms, technical systems, and ensure good practice, while assessing impacts related to key issues	Reports from pilots' implementing partners	Semi-annual	REDD+ Sec
		2.b.2.ii Number of REDD+ projects scaled-up	None	Scaling up of 1 REDD+ project initiated	Scaling up of 3 REDD+ projects initiated	Scaling up of 4 REDD+ projects initiated	Reports from pilots' implementing partners	Semi-annual	REDD+ Sec
		2.b.2.iii ER-PIN submitted (= FCPF 2.3.a)	No ER-PIN	tbd	tbd	tbd	ER-PIN	Annual	REDD+ Sec
R-PP Sub-component 2.c.: Arrangements for REDD+ Implementation									
Output 2.c.1	Institutional set-up and capacities strengthened for all stakeholders at national and local levels	2.c.1.i Evidence of adaptation and alignment of institutional, legal and regulatory framework necessary for REDD+ implementation and carbon financing	n/a	Necessary adaptations done or under way, including associated capacity building efforts	Necessary adaptations done or under way, including associated capacity building efforts	Necessary adaptations done or under way, including associated capacity building efforts	Analysis of progress of foreseen adaptations in regulatory framework	Annual	REDD+ Secretariat
		2.c.1.ii Extent to which REDD+ architecture for implementation in national system is applied	n/a	Architecture validated	Examples of application	Examples of application	Minutes of SC/TWG meeting after decision	Annual	REDD+ Secretariat

UGANDA M&E FRAMEWORK FOR THE R-PP PROCESS

		2.c.1.iii REDD+ demonstration activities implementation guidelines validated	n/a	Guidelines published	Number of demonstration activities conforming to the guidelines	Number of demonstration activities conforming to the guidelines	Check of website	Annual	REDD+ Secretariat
		2.c.1.iv Degree of advancement of Framework for Carbon benefit sharing arrangements	n/a	Arrangements validated by all relevant stakeholders	Examples of application of carbon benefit sharing arrangements	Examples of application of carbon benefit sharing arrangements	Minutes of consultative meetings and SC decision	Once end of project	REDD+ Secretariat
		2.c.1.v Clearing house mechanism on REDD+ information functional	n/a	Clearing house mechanism established	Functional with all relevant information	Functional with all relevant information	Check information flow to and from clearinghouse	semi-annual	REDD+ Secretariat
		2.c.1.vi M&E Framework for REDD+ implementation available	n/a	Available	Available	Available	Check existence	Once end of project	REDD+ Secretariat
		2.c.1.vii Degree of operationality of Forest carbon registry (and safeguard implementation)	n/a	Registry is in place	Registry receives first registrations	Registry receives first registrations	Check registry	Annual	REDD+ Secretariat
Output 2.c.2	Transparent and efficient financing mechanism to channel carbon funds to the beneficiaries designed	2.c.2.i Design, budget, legal provisions and inclusive institutional arrangement for Carbon Fund establishment available	n/a	Transparent design available	Transparent design available	Transparent design available	Check existence of design, budget line, legal provision	Annual	REDD+ Secretariat
R-PP Sub-component 2.d.: Social and Environmental Impacts									
Output 2.d.1	Strategic Environmental and Social Assessment (SESA) completed and findings integrated into REDD+ strategy	2.d.1.i Environmental and Social Information provided by SESA is validated	n/a	Information validated	Information validated	Information validated	Check existence of SESA outputs and minutes of consultative meetings	Semi-annual	REDD+ Secretariat
		2.d.1.ii Number of stakeholders (by category, gender and age) consulted and trained during SESA process (FCPF 3.1.b)	No consultative SESA analysis	X participants at Y levels trained to carry out SESA (including at least X men/Y women/Z youth from CSO and IP)	X participants at Y levels trained to carry out SESA (including at least X men/Y women/Z youth from CSO and IP)	X participants at Y levels trained to carry out SESA (including at least X men/Y women/Z youth from CSO and IP)	Check participant lists of minutes of consultative meetings and of trainings	Semi-annual	REDD+ Secretariat
Output 2.d.2	ESMF completed and findings integrated into REDD+ strategy	2.d.2.i ESMF developed and validated	No ESMF in place	ESMF <u>approved</u> by SC	ESMF <u>approved</u> by SC	ESMF <u>approved</u> by SC	Minutes of approval	Annual	REDD+ Secretariat
		2.d.2.ii Number of stakeholders trained to apply the ESMF	n/a	X participants at Y levels trained to carry out SESA (including at least X men/Y women/Z youth from	X participants at Y levels trained to carry out SESA (including at least X men/Y women/Z youth from	X participants at Y levels trained to carry out SESA (including at least X men/Y women/Z youth from			

UGANDA M&E FRAMEWORK FOR THE R-PP PROCESS

				CSO and IP)	CSO and IP)	CSO and IP)			
		2.d.2.iii Examples of indicators for enhancement of livelihoods of local communities and for biodiversity conservation included in ESMF and REDD+ strategy (FCPF 3.B.)	No relevant results produced as yet	ESMF incorporates indicators related to biodiversity conservation and livelihood of local communities in addition to other co-benefits and safeguards	ESMF incorporates indicators related to biodiversity conservation and livelihood of local communities in addition to other co-benefits and safeguards	ESMF incorporates indicators related to biodiversity conservation and livelihood of local communities in addition to other co-benefits and safeguards	Analysis of indicators in SESA, ESMF, REDD+-strategy and ER-Program proposals and compare-son with SESA recommendations	Annual	REDD+ Secretariat
R-PP Component 3: Develop a Reference Scenario									
Outcome 7	Peer reviewed reference emissions levels for Uganda	O7.1 A reference level for emissions and removals is available and peer reviewed	No reference level for emissions and removals	Available	Available	Available	Check of existence/check UNFCCC website	Annual	REDD+ Secretariat
Output 3.1	Baseline of deforestation and degradation rates and trends, and of biomass and carbon stocks in Uganda developed	3.a.1.i Actual baseline data (on deforestation and degradation, biomass and carbon stocks) of forests publicly available at all levels	n/a	Data available, validated and used to inform the referenece scenario for Uganda	Data Published	Data Published	Check Website and quality of baseline report and data source	Annual	REDD+ Secretariat
Output 3.2	Reference scenarios and emission levels developed	3.a.2.i Reference scenarios and emissions modeling based on IPCC guidelines published	n/a	Nationally agreed reference scenario and emissions modeling	Scenario published	Scenario published	Check Reference scenarios & emission estimates report for availability and respect of IPCC standards	Annual	REDD+ Secretariat
R-PP Component 4: Design a Monitoring System									
Outcome 8	Ability of Uganda to timely monitor and report on forest changes and safeguards	O8.1 M-MRV System (complying to international standards) nationally approved	No MRV system	Full system in compliance to international standards and nationally approved	Full system in compliance to international standards and nationally approved	Full system in compliance to international standards and nationally approved	Internal quality check, external assessment	Once when completed	REDD+ Secretariat
		O8.2 Data verification reveals no major discrepancies	No MRV data	Verified data in range of +/- 5% from original data	Verified data in range of +/- 5% from original data	Verified data in range of +/- 5% from original data	Internal quality check of data, External verification	Annual	Independent Verifier

UGANDA M&E FRAMEWORK FOR THE R-PP PROCESS

		O8.3 Number of demo sites where M-MRV system was tested	o	o	At least 4	At least 4	Testing results of proposed MRV Systems of demo sites	Annual	REDD+ Secretariat
R-PP sub-component 4.a: Emissions and removal									
Output 4.a.1	Capacities for monitoring Forest Carbon from national to community level created (NFMS)	4.a.1.i Institutional capacities to implement M-MRV enhanced	n/a	Full operational capacity	Full operational capacity	Full operational capacity	Check status of Carbon emission monitoring unit and the national and sub national level reports	Semi-annual	REDD+ Secretariat
		4.a.1.ii No of persons trained in Forest Carbon monitoring at different layers by gender and category of stakeholder	o	National level: X people (m/f) District Level: X people (m/f) Community level: X people (m/f)	National level: X people (m/f) District Level: X people (m/f) Community level: X people (m/f)	National level: X people (m/f) District Level: X people (m/f) Community level: X people (m/f)	Check consultant report on capacity building, and GoU reports on local capacity building	Semi-annual	REDD+ Secretariat
		4.a.1.iii Forest monitoring manual that describes monitoring of all types of REDD+ activities, leakage, and carbon pools developed and distributed	n/a	Manual published	Manual published	Manual published	Check website and distribution of Forest monitoring manual to REDD+ stakeholders	Semi-annual	REDD+ Secretariat
		4.a.1.iv Data from different forest regimes integrated into one central data base (NFMS)	n/a	Integrated central data base operational	Integrated central data base operational	Integrated central data base operational	Check data availability and up-date in central data base and integration of inputs from other REDD+ stakeholders	Semi-annual	REDD+ Secretariat
R-PP sub-component 4.b: Other Multiple Benefits and Impacts									
Output 4.b.1	Information system on multiple benefits, other	4.b.1i Baseline information on multiple benefits, other impacts, governance and safeguards validated	n/a	Information validated	Information validated	Information validated			

UGANDA M&E FRAMEWORK FOR THE R-PP PROCESS

	impacts, governance, and safeguards functional	4.b.1.ii Objectives and standards of the monitoring system on multiple benefits, other impacts, governance and safeguards are REDD+ compatible and agreed	n/a	Uganda specific SES standards agreed	Uganda specific SES standards agreed	Uganda specific SES standards agreed	SES Report and minutes of MRV TF on approval of SES standards	Semi-annual	REDD+ Secretariat
		4.b.1.iii No of staff from all participating stakeholder institutions (f/m) trained on multiple benefits, other impacts, governance and safeguards	o	Tbd by category of stakeholders and gender	Tbd by category of stakeholders and gender	Tbd by category of stakeholders and gender	Analysis of training reports (participant lists)	Semi-annual	REDD+ Secretariat
		4.b.1.iv Monitoring plan for Multiple benefits, Other Impacts, Governance and Safeguards and manual for implementation available	n/a	Monitoring plan available	Monitoring plan available	Monitoring plan available	Check minutes of MRV TF for consensus and website (public domain) for publication	Semi-annual	REDD+ Secretariat
		4.b.1.v Binding arrangements on responsibilities and information flow processes among all stakeholders available	n/a	Arrangements available	Arrangements available	Arrangements available	Check existence of MoU	Semi-annual	REDD+ Secretariat
R-PP Component 5: Schedule and Budget									
Output 5.a.1	R-PP financial needs covered in a timely manner	5.a.1i FCPF R-PP Grant disbursement rate (FCPF 1.3.d)	n/a	At least 90% of planned annual amounts	At least 90% of planned annual amounts	At least 90% of planned annual amounts	FCPF annual financial report	Annual	REDD+ Secretariat
		5.a.1ii Overall R-PP grant disbursement rate (FCPF 1.3.d)	n/a	At least 90% of planned annual amounts once co-funding agreements signed]	At least 90% of planned annual amounts once co-funding agreements signed]	At least 90% of planned annual amounts once co-funding agreements signed]	Annual reports by REDD financing partners	Annual	REDD+ Secretariat
		5.a.1iii Financial amounts used to enable active participation of IPs, CSOs and local communities in national REDD+ readiness (FCPF 3.1.a.i)	n/a	TBD. Amount spent on enabling active participation of IPS, CSOs and local communities	TBD	TBD	Analysis of financial reports of REDD cell and implementing partners	Semi-annual	REDD+ Secretariat
		5.a.1iv Disbursements for ER Program according to plans	n/a	TBD, Amount and date according to ERPA schedule or other ER scheme schedule	TBD, Amount and date according to ERPA schedule or other ER scheme schedule	TBD, Amount and date according to ERPA schedule or other ER scheme schedule	Analysis of ER Program disbursements	Only if an ER program is signed	REDD+ Secretariat

UGANDA M&E FRAMEWORK FOR THE R-PP PROCESS

R-PP Component 6: Design a Monitoring & Evaluation Program									
Output 6.a.1	Programme Monitoring and Evaluation framework validated and functional	6.a.1i Level of achievement of planned project milestones according to approved Readiness Preparation grant (FCPF 1.3.b.)	tbd	60% progressing well	100%	100%	Count of traffic lights	Semi-annual	REDD+ Secretariat
		6.a.1ii Performance Measurement Framework produced and validated	No PMF	Available	Available	Available	M&E framework report	Once	REDD+ Secretariat
		6.a.1iii Annual reports with biannual update (FCPF, government and other partners) submitted on reporting deadlines	n/a	2 reports/year	2 reports/year	2 reports/year	FCPF website	Semi-annual	REDD+ Secretariat
		6.a.1iv Proportion of draft annual reports reviewed and commented by relevant stakeholder groups	n/a	100%	100%	100%	Evidence of presentations, reviews and comments (minutes of meetings, emails)	Annual	REDD+ Secretariat
Output 6.a.2	REDD+ Readiness Assessed	6.a.2i Consulted Midterm progress review (FCPF 1.3.a.) available	n/a	Available	Available	Available	MTR report, minutes of consultations	Mid-point of R-PP implementation	REDD+ Secretariat
		6.a.2ii Independent final review of R-Package (FCPF 1.A.2.)	n/a	Available	Available	Available	Check availability of independent assessment	End of R-PP implementation	REDD+ Secretariat

5. REPORTING

As explained in the Readiness Package Assessment Framework⁵, “Readiness phase reporting requirements are stipulated in the Readiness Preparation Grant Agreement (or equivalent document, depending on the Delivery Partner) and include the submission of a mid-term progress report (See FMT Note 2012-7 rev on “Process for Submitting and Reviewing Mid-Term Progress Reports and Requests for Additional Funding by Participating REDD+ Countries”).”

Participant countries in FCPF are expected to produce annual reports by every 30 August, with 6-month updates by every 30 March. A specific reporting template (Annex 1) has been set-up at the Facility-level M&E framework. Reporting on each R-PP component will assess overall R-PP progress against milestones set for each sub-component, as well as progress against annual targets.

Reporting on results achieved to GoU, REDD+ Stakeholders and Steering Committee can also be facilitated by the use of the tools of the M&E framework.

⁵ Readiness Package Assessment Framework, FCPF Readiness Fund, p2, March 26, 2013

Annex 1: Reporting template for PC

REDD + ANNUAL COUNTRY PROGRESS REPORTING (with semi-annual update)

COUNTRY: Uganda

PERIOD: September 1, XXX – August 30, XXX

This country reporting framework has been developed following the structure of the FCPF Monitoring and Evaluation Framework, its logical framework and PMF, so as to facilitate and systematize the data analysis. The semi-annual country reporting should provide the FMT with indications of REDD+ countries' progress towards the achievement of their readiness activities and the implementation of their ER programs overtime, in a way that data are easily consolidated and provide indications on the level of achievement of the FCPF output, outcome and impact indicators as defined in the FCPF M&E Framework.

This suggested format below is an improvement over and replaces the national Readiness Progress Fact Sheets template that countries currently use to report progress before each PC meeting. This country reporting also builds on the structure and content of the R-PP template version 6 and its guidelines, and the R-Package Assessment Framework. A sample of assessed R-PPs and their Component 6 on M&E Framework and a sample of national Readiness Progress Fact Sheets have been reviewed as part of the development of this country reporting framework.

Submitted country reports should draw upon the country M&E system for REDD + (component 6 of R-PP) and should be prepared in consultation with members of REDD task force or equivalent body. Inputs from stakeholders including IPs and CSOs should be integrated into national reporting, and divergent views indicative of lack of consensus on specific issues should be recorded in the country report.

It is expected that the annual progress country reporting will be submitted to the FMT by August 30th each year. A self-assessment of progress will be conducted as part of this country reporting. An update of this country reporting will also be submitted by March 30th each year.

See draft Report template based on latest Country reporting file (commented)

Annex 2: stakeholders consulted for the elaboration of the M&E framework

NO.	NAME	ORGANISATION	EMAIL ADDRESS
1	Margaret Athieno Mwebesa	FSSD - Assistant Commissioner Forestry/ REDD+ National Focal Point	margathieno@gmail.com
2	Alex Muhweezi	TA R-PP	Alex.Muhweezi@fdiug.org
3	Bob Kazungu	FSSD - Senior forest officer, Contract manager, M&E/R	bobkazungu@gmail.com
4	Arineitwe Valence	FSSD - Senior Forest Officer	alivalence@gmail.com
5	Sergio Innocente	FAO - TA REDD+ Sec.	Sergio.Innocente@fao.org
6	Olive Kyampaire	FSSD - REDD+ Communication /Project	olive.kyampaire@gmail.com
7	Omulala Samuel	FSSD - Environmentalist Support Staff	-
8	John Begumana Ayongyera	MRV consultant	johnbegu@gmail.com
9	Chris Warner Lesya Verheijen	TTL FCPF Uganda, World Bank Operation officer, World Bank	cwarner@worldbank.org Lverheijen@worldbank.org
10	Workshop 23 September 2015	See list next page	



DEVELOPMENT OF THE MONITORING AND EVALUATION FRAMEWORK FOR UGANDA NATIONAL REDD+ PROGRAMME – 25TH SEPTEMBER 2015 AT RIDER HOTEL SEETA

ATTENDANCE LIST

NO	NAME	TITLE	ORGANIZATION	CONTACT	E-MAIL
1	Adata Margaret	Commissioner Forestry	MWE/FSSD	0772 540379	adatamargaret@yahoo.com
2	Xavier Nyindo Mugumya	Coordinator Climate Change & ALT-REDD+	NFA	0776 408396	xavierm1962@gmail.com
3	Olivier Beucher	Consultant	Baastal	0794 239778	olivier.beucher@baastal.com
4	Agaba Joseph	Economist	FSSD/MWE	0776 004552	agabajoseph@gmail.com

UGANDA M&E FRAMEWORK FOR THE R-PP PROCESS

5	Mugabi Stephen	Assistant Commissioner	MWE	0782 059294	mugabisd@gmail.com
NO	NAME	TITLE	ORGANIZATION	CONTACT	E-MAIL
6	Alex Muhwezi	Technical Advisor RPP	FSSD	0772 221499	alebamwegmail.com
7	Obed Tugumisirize	Manager	NFA	0776 211013 0701 200141	obetug@yahoo.com
8	Polycarp Musima	PO	IUCN	0772 602697	polycarp.mwima@iucn.org
9	M.F. Nabukenya	Adm. Sec	FSSD/MWE	0772 588087	fleriam@yahoo.com
10	Olive Kyampaire	C/PO	FSSD – REDD+	0772 587560	olive.kyampaire@gmail.com

UGANDA M&E FRAMEWORK FOR THE R-PP PROCESS

11	Nyago Moses	REDD+ Project Officer	Wildlife Conservation Society (WCS)	0773 525201	mnyago@yahoo.com mnyago@wcs.org
12	Carolyn Nakajubi	PAM & E & L	Environmental Alert	0774 441031	giftcarolyn@gmail.com pamel@avalart.org
13	Odongo Emmanuel	CCO.IR	MWE	0704 4811255	emmonyan.enmayan@gmail.com
14	Bob Kazungu	SFO	MWE/FSSD	0782 712196	bob.kazungu@gmail.com
15	Mukwaya Edrine	Front Desk Officer	REDD+	07006 71961	mukwaya@uahoo.com
NO	NAME	TITLE	ORGANIZATION	CONTACT	E-MAIL
16	Karuhanga Kareetwa Denis	DBMS	NFA	0776 835876	kkareetwa@gmail.com
17	Julius Ariho	M & E Specialist	NFA	0782 306100	arijol@yahoo.com
18	Valence Arineitwe	SFO	FSSD/MWE	0774194705	alivalence@gmail.com

UGANDA M&E FRAMEWORK FOR THE R-PP PROCESS

19	Denis Mujuni	SRO	NAFORRI	0772695262	Denis.mujuni@gmail.com
20	Collins Amanyanya	PE	MWE	0772386638	Collins.amanya@mwe.go.ug
21	Edward Ssenyonjo	RS Specialist	NFA		Edward.Senyonjo@gmail.com
22	Mutyaba Joseph	GIS Specialist	NFA	0752691776	Mutyok@yahoo.com
23	Otuko Robert	NFI	NFA	0784920015	rotuke@gmail.com
24	Charles Byaruhanga	PFO	MWE/FSSD	0772469162	Charles_k_byaruhanga@yahoo.com
25	Robert Aguma	SESA/Safeguards Expert	MWE	0701035616	Robert.aguma@mwe.go.ug
26	Pauline Nantongo	ED	ECOTRUST	0772743562	pnantongo@gmail.com
27	John Diisi	GIS Coordinator	NFA	0772410523	jdiisi@yahoo.com
28	Ronald Kaggwa	PE	NEMA	0772461828	Rkaggwa@gmail.com