

REDD + ANNUAL COUNTRY PROGRESS REPORTING (with semi-annual update)

COUNTRY: Suriname

PERIOD: July – December 2016

Background: This country reporting framework has been developed following the structure of the FCPF Monitoring and Evaluation Framework, its logical framework and Performance Measurement Framework (PMF), so as to facilitate and systematize the data analysis. The semi-annual country reporting should provide the FCPF's Facility Management Team (FMT) with indications of REDD+ countries' progress towards the achievement of their readiness activities and the implementation of their Emission Reductions programs overtime, in a way that data are easily consolidated and provide indications on the level of achievement of the FCPF output, outcome and impact indicators as defined in the FCPF M&E Framework.

Report preparation: Submitted country reports should draw upon the country M&E system for REDD + (component 6 of R-PP) and should be prepared in consultation with members of REDD task force or equivalent body. Inputs from stakeholders including IPs and CSOs should be integrated into national reporting, and divergent views indicative of lack of consensus on specific issues should be recorded in the country report.

Reporting schedule: It is expected that the annual progress country reporting will be submitted to the FMT by August 15th each year. The reporting should be based on a self-assessment of progress. An update of this country reporting will also be submitted by March 15th each year.

1. SUMMARY OF REPORT

This section should provide a short description of FCPF support in country (bullets on FCPF-financed activities only). Information should summarize progress, key achievements with a focus on higher level results and important issues/problems that arose during the reporting period. Highlights of next steps in following period should also be provided (key bullets only).

SUMMARY:

Suriname's R-PP was approved by the FCPF in 2013 and the country is currently in its REDD+ Readiness phase. The mid-term review (MTR) mission was conducted in November 2016, with a draft report submitted in December 2016 (to be finalized in January 2017). In short, the following progress has been made in the reporting period:

Awareness and consultations: REDD+ information sessions have been organized in various community regions, particularly two in indigenous and two in tribal communities; Two South-South learning missions have been realized to Costa Rica (one technical, and one with representatives of high-level

government); Training has been provided and contracts signed with REDD+ Assistants (representing Indigenous and Tribal Communities) for spreading the REDD+ message to their respective indigenous and tribal communities; High-level engagement has been given priority to strengthen the government's overall support for REDD+.

National Strategy: A 'Background study for REDD+ in Suriname: Multi-perspective analysis of drivers of deforestation, forest degradation and barriers to REDD+ activities' (DDFDB+ study) draft final report was produced and validation workshop held; Background study on Innovative Economic Opportunities (IEO) commenced in Oct 2016; Preparations undertaken for consultancy on National Strategy and SESA/ESMF development, to commence in January 2017.

National Forest Monitoring System: NFMS roadmap finalized on status and plans for Suriname's National Forest Monitoring System; Deforestation map 2014-2015 produced as well as LULC maps; QA/QC training conducted for validation of existing maps and production of official deforestation numbers; State-of-the-art study on Best estimates of emission factors and carbon stocks for Suriname conducted; National workshop 'Towards a participatory multi-purpose national forest inventory for Suriname' conducted; NFMS online Geoportal launched (<http://www.gonini.org/portal/>); Technical and strategical preparations for a first FREL/FRL made (planned for submission in January 2018).

2. MAIN ACHIEVEMENTS AND RESULTS DURING THE PERIOD

The section below should provide qualitative and quantitative data on the progress towards expected results along the following subsections. Information is to be provided cumulatively. If the information requested is not available or not relevant at the time of the reporting, mention "does not apply – n/a".

Amount of non-FCPF investments received under R-PP process (FCPF M&E Framework Indicator I.2.B.i.):	
<u>Source:</u> ACTO project	<u>Amount provided:</u>
<u>Source:</u>	<u>Amount provided:</u>
<u>Source:</u>	<u>Amount provided:</u>
Amount of non-FCPF investments received for implementation of activities relevant to ER Programs (e.g. FIP, bilateral donors, private sector), if relevant (FCPF M&E Framework Indicator I.2.B.i.):	
<u>Source:</u>	<u>Amount provided:</u>
<u>Source:</u>	<u>Amount provided:</u>
<u>Source:</u>	<u>Amount provided:</u>

Describe how stakeholders are participating and engaging in REDD+ decision making processes (FCPF M&E Framework Indicator 1.3.A):

Provide examples of how IPs and CSOs are represented in institutional arrangements for REDD at the national level.

REDD+ Assistants Collective

To date, 18 REDD+ Assistants are representing 4 indigenous peoples (IP) and 4 tribal communities in Suriname. The REDD+ Assistants support the work of the REDD+ Project Management Unit (PMU). They are able to deliver REDD+ messages from PMU to the communities and the other way around and they can provide PMU valuable input for the REDD+ programme. On average, the REDD+ Assistants are brought together in meetings 3 times a year, where they discuss the project progress and personal work plans in the respective communities and get trained for better engagement of rural communities in REDD+.

Major Groups Collective

The Major Groups Collective is represented in the Project Board and as such is involved in the REDD+ process. NGOs are represented in the Major Groups Collective.

Project Board

At this point, out of each tribe, one REDD+ Assistants participates in the Project Board.

Examples of stakeholder engagement platforms in country which meet regularly to discuss and provide inputs to the REDD+ readiness process (FCPF M&E Framework 3.2.a.):

Frequency:

Twice a year (2016 Feb June - not in reporting period)

In addition, pre-meetings with different Project Board representatives, twice a year

REDD+ Project Board

The Project Board consists of 30 representatives of Ministries, Major Groups Collective, Knowledge Institutes and the REDD+ Assistants Collective (representatives of Indigenous and tribal communities). The Project Board is responsible for providing technical and operational guidance to the project. However, smaller pre-meetings are organized prior to the Project Board with the different groups (e.g. with Major Groups Collective) to keep the project board updated and informed, and allow for more interactive discussions.

<p>In this reporting period, around 10 meetings with working groups have been held</p>	<p>Technical working groups These working groups are dependent upon the different needs. E.g. all the background studies rely on input and validation of technical institutes and ministries. During the Driver of Deforestations study a number of technical working groups were active to discuss the drivers of deforestation (working group for mining sector, forestry sector, etc). Other technical working groups have provided support to land use and land cover maps.</p>
<p>Examples of resources made available to enable active participation of IPs , CSOs and local communities in national REDD+ readiness.</p>	

Number and type of policy reforms initiated, completed or underway complying to REDD+ standards, if any (*FCPF M&E Framework Indicator I.3.B.*):

Number of policy reforms during the reporting period that are:

Underway: Anti-Corruption law

Completed: NA

Please describe these policy reforms:

Design of national REDD+ Strategies addresses indicators for enhancement of livelihoods of local communities and for biodiversity conservation (FCPF M&E Framework Indicator 3.B.):

Provide examples of how national REDD Strategies address livelihoods of local communities and biodiversity conservation.

Suriname still needs to formulate its REDD+ National Strategy. In doing so, livelihoods of local communities as well as biodiversity conservation will be given central priority.

Suriname intends to use REDD+ as a tool for sustainable development, while keeping its high forest cover and low deforestation (HFLD) status as confirmed in the INDC. The “+” activities will most likely be part of the REDD+ strategy of Suriname, including conservation of forest carbon stocks, which also leads to biodiversity conservation. As a part of the human population in Suriname live in the forest and are directly dependent on forests for their livelihoods, REDD+ will be an instrument to ensure their continued wellbeing.

The importance of considering livelihoods of local communities and biodiversity conservation in the design of the REDD+ National Strategy has been stressed in the Terms of Reference for the consultancy consortium that will develop the strategy in 2017.

3. PROGRESS AT R-PP sub component level






3.1. REDD Readiness Progress

As a synthesis of the following output level assessments, please briefly describe here the progress made during the reporting period in developing the country Readiness Package (FCPF M&E Framework Indicator 1.A.): up to 300 words, if applicable

Progress made during the reporting period in developing the country Readiness Package:

- Support of the Project Management Unit staffing: Senior Programme Advisor, Monitoring and Evaluation Officer, and a Chief Technical Advisor (international) were all contracted to support the R-PP project management unit on part-time basis. A Community Liaison Officer was contracted to support the operations of the REDD+ programme, and who is responsible for the engagement process.
- Capacity-building and stakeholders engagement through trainings including for REDD+ Assistants Collective.
- Engagement: The REDD+ Assistants Collective was formalized by individual contract signing. The REDD+ Assistants are representatives (18 in total) of 9 IP and tribal communities. Total of 3 capacity building sessions (total of 10 days) were organized for the REDD+ Assistants.
- Communication: Initiated a review and update of the website (<http://www.surinameredd.org> in the language it was presented; English or Dutch). Final update was online in January 2017. Outreach through facebook page, press releases and infomercial on television, as well as participating in different events and fairs to give information on REDD+.
- Implementation framework: National Forest Monitoring System: Historical deforestation mapped (2000 – 2015), land use land cover map drafted in a participatory approach with multisector stakeholders, a National Forest Monitoring System roadmap finalized, design and preparation of National Forest Inventory and estimation of emission factors and carbon stocks, launch of a geoportal for national land monitoring (<http://www.gonini.org/portal>).
- Finalized procurement for following background studies: Innovative Economic Opportunities (to be completed April 2017), Corruption Risk Assessment (to be completed April 2017).
- Initiated and finalized study for Multi-Perspective Analysis of Drivers of Deforestation, Forest Degradation and Barriers to REDD+ activities, including a validation workshop on December 8, with 90 participants.
- The Mid Term Evaluation mission was finalized in November 2017. Draft report was submitted in December 2016. Final report submitted in February 2017

Please indicate which of your country R-PP components and sub-components have received support from FCPF through the Readiness Preparation Grant (>3.4 million USD)		
Components	Sub-components	Support from FCPF (Yes/No)
1. Readiness Organization and Consultation	1a. National REDD+ Management Arrangements	Yes
	1b. Consultation, Participation, and Outreach	Yes
2. REDD+ Strategy Preparation	2a. Assessment of Land Use, Land Use Change Drivers, Forest Law, Policy and Governance	Yes
	2b. REDD+ Strategy Options	Yes
	2c. Implementation Framework	Yes
	2d. Social and Environmental Impacts	Yes
3. Reference Emissions Level/Reference Levels		Yes
4. Monitoring Systems for Forests and Safeguards	4a. National Forest Monitoring System	Yes
	4b. Information System for Multiple Benefits, Other Impacts, Governance, and Safeguards	Yes

Level of overall achievement of planned milestones according to approved FCPF-financed Readiness Fund Grant (>3.4 million USD) (FCPF M&E Framework 1.3.b.):		
Planned Milestones:	Level of Achievement ¹ :	Tracking ² :
		 Significant progress
		 Progressing well, further development required
		 Further development required
		 Not yet demonstrating progress
		 Non Applicable
Please explain why:		








¹ Countries are expected to provide data on the overall level of achievement of planned milestones as defined in their Readiness Preparation Grant Agreement, and, if applicable, on their Supplementary Grant Agreement for an additional grant of up to \$5 million. For instance, under their Preparation Readiness Grant Agreement (>3.4 million USD), Countries should provide data on (i) the support to the Coordination of the REDD+ Readiness Process and Multi-Stakeholder Consultations; (ii) the contribution to the Design of a National REDD+ Strategy; and (iii) the preparation of a National Reference Scenario for REDD+






² The level of achievement of planned milestones according to approved RF grant will be summarized through progress scores related to the synthesis of an overall achievement, qualitatively expressed on a four-color 'traffic light' scale and then explained. In case the assessment is not applicable, a fifth color scale "Non Applicable" can be selected.

Degree of achievement of planned milestones per R-PP component and sub-component (FCPF M&E Framework 1.3.c.).

Countries are expected to rate progress toward the implementation of R-PP sub-component only once a year, as part of the reporting submitted by August 15th each year

	Sub-component	Progress against annual targets		Tracking ³ (Please select your light rating)		
		Planned milestones	Achievements			
R-PP Component 1 – Readiness Organisations	Sub-Component 1a – National REDD+ Management Arrangements <i>Purpose: setting-up national readiness management arrangements to manage and coordinate the REDD-plus readiness activities whilst mainstreaming REDD-plus into broader strategies</i> <i>Country Self-Assessment Criteria: (i) accountability and transparency; (ii) operating mandate and budget; (iii) multi-sector coordination mechanisms and cross-sector collaboration; (iv) technical supervision capacity; (v) funds management capacity; (vi) feedback and grievance redress mechanism</i>	1. Project Management Unit fully operational 2. Running REDD+ institutions effectively (REDD+ Assistants Collective, Major Groups Collective, Project Board, Project Steering Committee) 3. FGRM pilot operational	1. Project Management unit operational, and additional support staff added: Chief Technical Advisor, Senior Programme Advisor, Monitoring and Evaluation specialist (all on part time basis). A Community Liaison Officer was added to the REDD+team. 2. REDD+ Assistants Collective formalized (signed agreements), Major Groups Collective represented in Project Board, Project Board operational. Steering Committee not yet finalized. 3. FGRM still under discussion, not operational as yet.			Significant progress
						Progressing well, further development required
					x	Further development
						Not yet demonstrating progress
						Non Applicable
Please explain why:						

³ The level of achievement of planned milestones per R-PP component should be self-assessed and reported, as well as summarized through progress scores related to the synthesis of this overall achievement, qualitatively expressed on a four-color 'traffic light' scale and then briefly explained. In case the assessment is not applicable, a fifth color scale 'Non Applicable' can be selected. This 'traffic light' scale is based on the system contained in the R-Package Assessment Framework, The R-Package assessment criteria are included to assist countries identify, plan and track their readiness preparations progress with the core aspects and desired outcomes of readiness preparation activities as contained in R-Package Assessment Framework.













d Co ns ult ati on	<p>Sub-Component 1b – Consultation, Participation, and Outreach</p> <p><i>Purpose: broad consultation with and participation of key stakeholders for future REDD+ programs, to ensure participation of different social groups, transparency and accountability of decision-making</i></p> <p><i>Country Self- Assessment Criteria: (i) participation and engagement of key stakeholders; (ii) consultation processes; (iii) information sharing and accessibility of information; (iv) implementation and public disclosure of consultation outcomes</i></p>	<ol style="list-style-type: none"> 1. Stakeholder, Communication and engagement plan finalized 2. Capacity building of institutions relevant for REDD+ 3. Social media and website updated, radio programs developed 	<ol style="list-style-type: none"> 1. Stakeholder and engagement plan finalized, communication plan drafted. 2. Capacity building sessions have been realized for different institutions: NIMOS (National Institute for Environment and Development in Suriname), REDD+ Assistants Collective, Project Management Unit, SBB (Foundation for Forest Management and Production Control), and in the context of the NFMS also several other institutions, private sector and NGOs have been trained and involved in different technical aspects. 3. Social media facebook posts: 52, press releases in local newspapers: 10, article in UN-REDD newsletter: 1, article on ACTO website (http://otca.pagina-oficial.com/news/details/88): 1. Number of likes facebook page from 590 (July 2016) to 703 (Dec 2016). Production of radio programs in Dutch and Sranan tongo (lingua franca): 15 (with weekly broadcasts in Paramaribo on national radio, in total around 25 broadcasts) Decision made to give the website (outsourced July 2016) a complete make-over (finalized January 2017): http://www.surinameredd.org/en/ 			Significant progress
						Progressing well, further development required
					x	Further development
						Not yet demonstrating progress
						Non Applicable
<p><i>Please explain why:</i></p>						

R-PP Com pone nt 2 – REDD+ Strat egy Prep arati on	<p>Subcomponent 2a: Assessment of Land Use, Land Use Change Drivers, Forest Law, Policy and Governance</p> <p><i>Purpose: identification of key drivers of deforestation and/or forest degradation, as well as activities concerning conservation, sustainable management of forests, and enhancement of forest carbon stocks</i></p> <p><u>Country Self-Assessment Criteria:</u> (i) assessment and analysis; (ii) prioritization of direct and indirect drivers/barriers to forest enhancement; (iii) links between drivers/barriers and REDD+ activities; (iv) actions plans to address natural resource right, land tenure, governance; (v) implications for forest law and policy</p>	<ol style="list-style-type: none"> Background study on Multi-Perspective Analysis of Drivers of Deforestation, Forest Degradation and Barriers to the plus (DDFDB+) study Background study for land tenure and land rights (LTLR) Background study on Corruption risks (CRA) Background study on Innovative Economic Opportunities (IEO) 	<ol style="list-style-type: none"> DDFDB+ study has been finalized. In 2017 we will use this study to develop the REDD+ Strategy, which will look into action plans, implications for forest law, policy and others. The following components were completed in the DDFDB+ study: <ul style="list-style-type: none"> Description of the HFLD status of Suriname Description of the main Land Use sectors Spatially explicit analysis of the Drivers in the country Community perspectives study Crosscutting analysis and description of the direct drivers and underlying causes. <p>Next step will be to formulate a policy paper on drivers to be shared with the general public.</p> LTLR study consultancy still to be contracted, but ToR published and proposals assessed. CRA consultants contracted in November 2016, to be finalized April 2017. IEO consultancy team contracted in October 2016, study to be finalized in April 2017. 	<table border="1"> <tr> <td></td> <td></td> <td>Significant progress</td> </tr> <tr> <td></td> <td></td> <td>Progressing well, further development required</td> </tr> <tr> <td></td> <td>x</td> <td>Further development</td> </tr> <tr> <td></td> <td></td> <td>Not yet demonstrating progress</td> </tr> <tr> <td></td> <td></td> <td>Non Applicable</td> </tr> </table> <p>Please explain why:</p>			Significant progress			Progressing well, further development required		x	Further development			Not yet demonstrating progress			Non Applicable
		Significant progress																	
		Progressing well, further development required																	
	x	Further development																	
		Not yet demonstrating progress																	
		Non Applicable																	

<p>Subcomponent 2b: REDD+ Strategy Options</p> <p><i>Purpose: Develop a set of policies and programs for addressing the drivers of deforestation and/or forest degradation</i></p> <p><i>Country Self-Assessment Criteria: (i) selection and prioritization of REDD+ strategy options; (ii) feasibility assessment; (iii) implications for strategy options on existing sectoral policies.</i></p>	<ol style="list-style-type: none"> Contracting consortium for conducting the study to develop the National Strategy for REDD+ Initial REDD+ strategy and vision finalized, including strategy options 	<ol style="list-style-type: none"> Request for Proposal for the 'Development of a National Vision and Strategy for REDD+ in Suriname' published on August 1; Selection committee assessed technical and financial proposals from interested consultancy teams and the best proposal was identified; Negotiations held with consultancy consortium, contracting will be finalized in January 2017. Based on discussions with key stakeholders, a draft REDD+ vision was developed nationally to be shared as input to the consultant. 	<table border="1"> <tr> <td></td> <td></td> <td>Significant progress</td> </tr> <tr> <td></td> <td></td> <td>Progressing well, further development required</td> </tr> <tr> <td></td> <td></td> <td>Further development required</td> </tr> <tr> <td></td> <td>x</td> <td>Not yet demonstrating progress</td> </tr> <tr> <td></td> <td></td> <td>Non Applicable</td> </tr> </table> <p><i>Please explain why:</i></p>			Significant progress			Progressing well, further development required			Further development required		x	Not yet demonstrating progress			Non Applicable
		Significant progress																
		Progressing well, further development required																
		Further development required																
	x	Not yet demonstrating progress																
		Non Applicable																
<p>Subcomponent 2c: Implementation Framework</p> <p><i>Purpose: Set out credible and transparent institutional, economic, legal and governance arrangements necessary to implement REDD+ strategy options</i></p>	<ol style="list-style-type: none"> Support to institutions to prepare for REDD+ implementation As part of the REDD+ strategy, recommendations will follow for legislation. The benefit sharing mechanism will be assessed 	<ol style="list-style-type: none"> Suggested legal reforms, benefit sharing mechanism and REDD+ registry will be streamlined with REDD+ Strategy to be finalized in 2017. Capacity of NFMS-unit and key institutions strengthened in 	<table border="1"> <tr> <td></td> <td></td> <td>Significant progress</td> </tr> <tr> <td></td> <td></td> <td>Progressing well, further development required</td> </tr> <tr> <td></td> <td></td> <td>Further development</td> </tr> </table>			Significant progress			Progressing well, further development required			Further development						
		Significant progress																
		Progressing well, further development required																
		Further development																

	<p><u>Country Self- Assessment Criteria:</u> <i>(i) adoption and implementation of legislation/regulations; (ii) guidelines for implementation; (iii) benefit sharing mechanism; (iv) national REDD+ registry and system monitoring REDD+ activities</i></p>	as well	specific technical subjects related to the ongoing activities	<table border="1"> <tr> <td></td> <td>x</td> <td>Not yet demonstrating progress</td> </tr> <tr> <td></td> <td></td> <td>Non Applicable</td> </tr> </table> <p>Please explain why:</p>		x	Not yet demonstrating progress			Non Applicable									
	x	Not yet demonstrating progress																	
		Non Applicable																	
	<p>Subcomponent 2d: Social and Environmental Impacts <u>Purpose:</u> <i>Ensure compliance with the Common Approach and prepare a country specific Environmental and Social Management Framework (ESMF)</i> <u>Country Self- Assessment Criteria:</u> <i>(i) analysis of social and environmental safeguard issues; (ii) REDD+ strategy design with respect to impacts; (iii) Environmental and Social Management Framework</i></p>	1. Develop ToR for SESA/ESMF.	1. Development of SESA/ESMF is part of the consultancy for development of REDD+ national strategy and will be done in parallel in 2017.	<table border="1"> <tr> <td></td> <td></td> <td>Significant progress</td> </tr> <tr> <td></td> <td></td> <td>Progressing well, further development required</td> </tr> <tr> <td></td> <td></td> <td>Further development required</td> </tr> <tr> <td></td> <td>x</td> <td>Not yet demonstrating progress</td> </tr> <tr> <td></td> <td></td> <td>Non Applicable</td> </tr> </table> <p>Please explain why:</p>			Significant progress			Progressing well, further development required			Further development required		x	Not yet demonstrating progress			Non Applicable
		Significant progress																	
		Progressing well, further development required																	
		Further development required																	
	x	Not yet demonstrating progress																	
		Non Applicable																	
R-PP Component 3 – Refer	<p>R-PP Component 3 - Reference Emissions Level/Reference Levels <u>Purpose:</u> <i>Development of the general approach to establish a REL/RL</i> <u>Country Self- Assessment Criteria:</u> <i>(i) demonstration of methodology; (ii) use of historical data, and adjusted for national</i></p>	<ol style="list-style-type: none"> Gathering and analyzing historical activity data Gathering and analyzing emission factor data 	The FREL/FRL itself will be finalized and submitted in 2017. In the reporting period, technical preparations have been made for obtaining the relevant data needed for inclusion in the FREL/FRL: <ol style="list-style-type: none"> The deforestation map for the year 2014-2015 was finalized; QA/QC on the existing deforestation maps was carried out 	<table border="1"> <tr> <td></td> <td></td> <td>Significant progress</td> </tr> <tr> <td></td> <td></td> <td>Progressing well, further development required</td> </tr> <tr> <td></td> <td></td> <td>Further development</td> </tr> </table>			Significant progress			Progressing well, further development required			Further development						
		Significant progress																	
		Progressing well, further development required																	
		Further development																	

ence E mission s Level /R ef er ence Level s	<i>circumstances; (iii) technical feasibility of the methodological approach, and consistency with UNFCCC/IPCC guidance and guidelines</i>		<p>by national institutions through training by the FAO;</p> <ol style="list-style-type: none"> Official deforestation numbers were produced for the historical period 2000-2009 and 2009-2015; Report “Best estimate of emission factors and carbon stocks for Suriname” was produced by national institutions in collaboration with CATIE research centre in Costa Rica. 	<table border="1"> <tr> <td data-bbox="1577 196 1650 289"></td> <td data-bbox="1650 196 1724 289">x</td> <td data-bbox="1724 196 1992 289">Not yet demonstrating progress</td> </tr> <tr> <td data-bbox="1577 289 1650 358"></td> <td data-bbox="1650 289 1724 358"></td> <td data-bbox="1724 289 1992 358">Non Applicable</td> </tr> </table> <p>And explain why:</p>		x	Not yet demonstrating progress			Non Applicable									
	x	Not yet demonstrating progress																	
		Non Applicable																	
R-PP Component 4: Monitoring System for Forests and	<p>Subcomponent 4a: National Forest Monitoring System</p> <p><i>Purpose: Design and develop an operational forest monitoring system and describe the approach to enhance the system over time</i></p> <p><i>Country Self-Assessment Criteria: (i) documentation of monitoring approach; (ii) demonstration of early implementation; (iii) institutional arrangements and capacities- Forests</i></p>	<ol style="list-style-type: none"> NFMS Roadmap Formulation of a National Forest Inventory proposal (measuring carbon stocks) Establishment of an online geoportal (NFMS platform) 	<ol style="list-style-type: none"> ‘NFMS roadmap: Status and plans for Suriname’s National Forest Monitoring System’ was drafted and shared with stakeholders for feedback, after which it has been finalized. 2-day workshop “Towards a participatory multi-purpose National Forest Inventory” was carried out with 80 national stakeholders, with joint formulation of NFI objectives; Initiation of collaboration with IRD (France- GUYAMAPA-project) on the production of a geomorphological landscapes map to stratify the country in terms of Carbon stocks, biodiversity etc. . Participatory process to prepare Land Use/:Land Cover Change maps for 2013, 2015. 	<table border="1"> <tr> <td data-bbox="1577 751 1650 821"></td> <td data-bbox="1650 751 1724 821">x</td> <td data-bbox="1724 751 1992 821">Significant progress</td> </tr> <tr> <td data-bbox="1577 821 1650 924"></td> <td data-bbox="1650 821 1724 924"></td> <td data-bbox="1724 821 1992 924">Progressing well, further development required</td> </tr> <tr> <td data-bbox="1577 924 1650 993"></td> <td data-bbox="1650 924 1724 993"></td> <td data-bbox="1724 924 1992 993">Further development</td> </tr> <tr> <td data-bbox="1577 993 1650 1096"></td> <td data-bbox="1650 993 1724 1096"></td> <td data-bbox="1724 993 1992 1096">Not yet demonstrating progress</td> </tr> <tr> <td data-bbox="1577 1096 1650 1166"></td> <td data-bbox="1650 1096 1724 1166"></td> <td data-bbox="1724 1096 1992 1166">Non Applicable</td> </tr> </table> <p>And explain why:</p>		x	Significant progress			Progressing well, further development required			Further development			Not yet demonstrating progress			Non Applicable
	x	Significant progress																	
		Progressing well, further development required																	
		Further development																	
		Not yet demonstrating progress																	
		Non Applicable																	

d Sa fe gu ar ds			(Session 15/11: 7 male, 10 Female, Session 23/11: 5 male, 11 female) 5. National capacity was built on the management of geodatabases by the UN-REDD program (12 male, 3 female) during a week. 6. Online geoportal was launched in Dec 2016 (www.gonini.org). This was a collaboration between SBB and other institutes who provided data. FAO provided technical support, and the geoportal will be maintained by the National Forest Monitoring Unit within the SBB.															
	<p>Subcomponent 4b: Information System for Multiple Benefits, Other Impacts, Governance, and Safeguards</p> <p><i>Purpose: Specify the non-carbon aspects prioritized for monitoring by the country</i></p> <p><i>Country Self-Assessment Criteria: (i) identification of relevant non-carbon aspects, and social and environmental issues; (ii) monitoring, reporting and information sharing; (iii) Institutional arrangements and capacities – Safeguards</i></p>	Information system and Safeguards will be realized in 2017.		<table border="1"> <tr> <td></td> <td></td> <td>Significant progress</td> </tr> <tr> <td></td> <td></td> <td>Progressing well, further development required</td> </tr> <tr> <td></td> <td></td> <td>Further development required</td> </tr> <tr> <td></td> <td>x</td> <td>Not yet demonstrating progress</td> </tr> <tr> <td></td> <td></td> <td>Non Applicable</td> </tr> </table> <p>And explain why:</p>			Significant progress			Progressing well, further development required			Further development required		x	Not yet demonstrating progress		
		Significant progress																
		Progressing well, further development required																
		Further development required																
	x	Not yet demonstrating progress																
		Non Applicable																

Disbursement rate of FCPF-financed Readiness Fund Grant (>3.4 million USD), in percentage (FCPF M&E Framework 1.3.d.):

	Rate	Tracking															
RF Grant - disbursement rate vs. planned disbursements For Jan – December 2016 Disbursement rate \$ 953,237 Planned disbursements: \$ 2,154,200 Disbursement Rate: 44% (\$940,634/\$2,154,200)		<p><i>Please select your rating:</i></p> <table border="1"> <tr> <td></td> <td></td> <td>Up to 10% variance with plans</td> </tr> <tr> <td></td> <td></td> <td>Between 10-25% variance with plans</td> </tr> <tr> <td></td> <td></td> <td>Between 25-40% variance with plans</td> </tr> <tr> <td></td> <td>x</td> <td>More than 40% variance</td> </tr> <tr> <td></td> <td></td> <td>Non Applicable</td> </tr> </table>			Up to 10% variance with plans			Between 10-25% variance with plans			Between 25-40% variance with plans		x	More than 40% variance			Non Applicable
		Up to 10% variance with plans															
		Between 10-25% variance with plans															
		Between 25-40% variance with plans															
	x	More than 40% variance															
		Non Applicable															







Disbursement rate of Total R-PP Budget in percentage (FCPF M&E Framework 1.3.d.):

	Rate	Tracking															
Total Budget in R-PP - disbursement rate vs. planned disbursements (including other funding sources and FCPF Readiness Grant) Total budget R-PP: \$3,694,000 Disbursement rate from start R-PP until December 2016: \$1,274,233 Planned disbursement from start R-PP until December 2016: \$ 3,105,000 Disbursement rate: 41% (\$1,274,233/\$3,105,000)		<p><i>Please select your rating:</i></p> <table border="1"> <tr> <td></td> <td></td> <td>Up to 10% variance with plans</td> </tr> <tr> <td></td> <td></td> <td>Between 10-25% variance with plans</td> </tr> <tr> <td></td> <td></td> <td>Between 25-40% variance with plans</td> </tr> <tr> <td></td> <td>x</td> <td>More than 40% variance</td> </tr> <tr> <td></td> <td></td> <td>Non Applicable</td> </tr> </table>			Up to 10% variance with plans			Between 10-25% variance with plans			Between 25-40% variance with plans		x	More than 40% variance			Non Applicable
		Up to 10% variance with plans															
		Between 10-25% variance with plans															
		Between 25-40% variance with plans															
	x	More than 40% variance															
		Non Applicable															



3.2. Engagement of stakeholders within the approach to REDD +

Examples of actions/activities where IPs, CSOs, and local communities participate actively, if relevant (FCPF M&E Framework 3.1.a.):			
Action/activity:	Describe IP, CSO, and local community participation:		
REDD+ Assistants Collective activities in rural communities and in Paramaribo, Suriname	<p>18 REDD+ Assistants have been established and trained, some since the preparation for R-PP phase (since 2012). The REDD+ Assistants are the REDD+ messengers in their own respective ITP communities.</p> <p>The REDD+ assistants have facilitated community meetings, supported in data collection (e.g. drivers of deforestation study), informed communities on REDD+, participated in national workshops/events to discuss REDD+ related issues (meetings with ministries and government institutions, project board, validation workshop for Drivers of Deforestation study, etc).</p>		
Community meetings of the Project Management Unit to inform on REDD+	<p>The Community meetings are large gatherings where the PMU explains more about REDD+, and the community members get the chance to actively voice their opinions, concerns, etc. These concerns are taken into account by the PMU to determine strategies how to mitigate risks, and further strengthen the participation and engagement of local communities. Community meetings were organized in August 2016 in Pokigron and Kappe konde (Tribal community) and in October 2016 in Kwamalasamutu (Indigenous community).</p>		
Number of IP and REDD country CSO representatives (men/women) having been successfully trained by FCPF training programs (FCPF M&E Framework 3.1.b.):			
<u>Please list the training conducted:</u>	<u>Duration (# of days)</u>	<u># of participants # of men / # of women</u>	
Training for 18 REDD+	<u>2</u>	5 female, 12 male	

Assistants: <ul style="list-style-type: none"> National Forest Monitoring System (visit), use of phablets, (December 2016) Drivers of Deforestation- training in data collection and active participation within the activity on gathering the community perspectives on drivers (Oct 2016) Sustainable Development goals, preparation of workplans, use of phablets (July 2016) 		(all ITPs)		x	<i>Targets in terms of number of men and women to be trained by country to be defined</i>	
	<u>2</u>					
						
						
						<i>Non Applicable</i>
Hands-on training in field forest inventory procedures of the Amazon Conservation Rangers in Kwamalasamutu by SBB forest guards	<u>30</u>	2 male				



3.3. Knowledge sharing

Has your country developed and published REDD+ knowledge products with FCPF support:	
Yes/No:	Please provide the list of published REDD+ knowledge products, if any during

YES	<p><u>reporting period :</u></p> <ol style="list-style-type: none"> 1. Video of interview with Regional Director of the United Nations Development Programme, Ms. Jessica Faieta, who visited Suriname (https://www.youtube.com/watch?v=mj6wp8vY-Gc) 2. Video on REDD+ and forestry in Suriname (https://www.youtube.com/watch?v=v2VgfTOnwho) 3. Video on REDD+ and mining in Suriname (https://www.youtube.com/watch?v=ah8QWkp1Fil) 4. Video on REDD+ and land rights in Suriname (https://www.youtube.com/watch?v=tMVDxLI0IRI) 5. Geoportal: www.gonini.org
-----	--

How many people have been reached by these knowledge products, if any:
Overall number by product:
of Men: Data unknown
of Women: Data unknown

Have some experts of your country participated in any South-south learning activities? If yes, how many (men and women)?		
<u>Yes/No:</u>	<u>List the South-South learning activities:</u>	<u># of men/ women:</u> (IP/CSO representatives, private sector representatives)
YES	<ol style="list-style-type: none"> 1. Learning mission to Costa Rica (October 2016) with representatives of different ministries, UNDP, NIMOS (National Institute for Environment and Development in Suriname), Tourism Institute, and the Parliament. 2. Biodiversity congress in Guyana (August), with delegates from the PMU and the SBB (Foundation for Forest Management and Production Control) 	Men: 9 / Women: 4

	<p>3. Participation to 4th Symposium of the National Forest Inventory in Brazil (presentations: http://eventos.florestal.gov.br/simposioif/o_evento/simposio/6) by the National Herbarium of Suriname and the SBB</p> <p>4. Participation to regional workshop to exchange experiences on monitoring forest degradation in Bogota, Colombia (30 Oct- 1Nov) - funded by ACTO but highly relevant for the NFMS</p>	<p>Men: 0 / Women:3</p> <p>Men; 1/ Women: 1</p>
--	---	---

4. ISSUES, CHALLENGES AND RISKS

This section should present any problems, difficulties or constraints faced by the country in making progress towards the intended REDD+ results (outputs, outcomes and possible impacts), the main causes and their expected effect on the work plan. Actions that have been taken to overcome or manage these constraints/flaws/problems identified should be stated. Each problem/constraint should be stated as a separate point, along with associated proposed changes in work planning for the next six month/year to address it, as relevant.

It is expected that the country monitors any changes in the assumptions that underpin the logic of intervention of FCPF at the national level and other significant risks that may arise. This section should explain through a narrative any changes in the level of risk associated with the different assumptions, or describe new risks that may have emerged and have a significant bearing on the national work-planning with respect to FCPF support for the next year and beyond, along with the associated measures required to address this change.

Issues and Challenges:

- Implementing capacity lacking in the REDD+ project management unit. The unit was not fully staffed in July 2016. A Community Liaison Officer was contracted in October 2016, and the Chief Technical Advisor, Senior Programme Advisor and Monitoring and Evaluation Specialist only came on board from September 2016. The National Implementing agency, NIMOS, decided not to extend the contract of the Project Coordinator in November 2016 because the project outcome fell short in 2016. Her role has been taken over by the Senior Programme Advisor, who functions as the interim Project Coordinator as of November 2016.
- Political support towards the project, especially with high level decision makers, needs to be strengthened. Activities have been undertaken to engage with and build institutional capacities of important stakeholders, such as the Planning Office, ministry of Regional Development, Natural Resources, Physical Planning, as well as Indigenous and Tribal Community representatives and NGOs.
- The REDD+ Steering Committee should be a high-level inter-ministerial policy coordination body responsible for the overall REDD+ strategy formulation. The RSC is not yet operational due to a number of functionality issues and barriers. Dialogues have initiated with the Cabinet of the President to have the Steering Committee established by the second quarter of 2017.
- Communication of the project needs to be improved.

RISKS:

- The ongoing economic crisis / inflation situation remains a risk for high level government to focus their attention towards environment. At the same time, NIMOS recognizes this as an opportunity as well, as this is the time to discuss how the country can develop sustainably and be financially compensated for its efforts. For example, to implement the NFMS roadmap, additional funding will be required than what is available from the FCPF. Therefore it is of crucial importance that the NFMS structure supports integrated monitoring frameworks with a direct link to needs beyond REDD+, supporting the practitioners and decision makers in their daily activities,

5. MAIN LESSONS LEARNED

This section should be used to provide information on important lessons learned since the beginning of the readiness process. It is expected that this section will be fairly substantial, making reference to different lessons learned, analysis documents developed, and/or experiences made in dealing with issues of particular interest to REDD+.

- Lack of local capacity to implement REDD+, since this is a complex subject and not often very clear to understand for policy makers, since there are few direct short-term benefits, but REDD+ is part of a long term vision and strategy of the country. There is a clear need for a strong technical and administrative support from the beginning in order to prevent unnecessary delays and slow execution. (MTR report, February 2017). As of September 2017, the Chief Technical Advisor and the Senior Programme Advisor were contracted to support in technical and administrative issues.
- The project management unit was not properly trained and prepared for the various procurement procedures of the UNDP, and consequently, there were delays and slow execution, also in the second half of 2016. The first project procurement training will be held in March 2017.
- Proper monitoring of project progress from the start of the project is of crucial importance. This was lacking in the beginning, but has been improved after contracting the M&E Officer for NIMOS in October 2016. Information was lacking to perform monitoring, and reporting requirements have since been introduced to support input to monitoring reporting on project outputs and deliverables.

