

*Forestry Commission – Climate Change Unit
Ministry of Lands and Natural Resources*

**Ghana M&E Framework for the
REDD+ R-PP process**

Draft for Validation

Author:

Forestry Commission REDD+ Secretariat
& Le Groupe-conseil baasteltée

March 24, 2014



TABLE OF CONTENTS

1. Introduction	1
1.1 Background	1
1.2 The REDD+ Context in Ghana.....	1
1.3 Establishing an M&E framework.....	3
2. Proposed Results-Chain	6
3. Logical Framework.....	9
3. Performance Measurement Framework.....	23
4. Reporting	49

ACRONYMS

<u>Acronym</u>	<u>Definition</u>
CF	Carbon Fund
CSOs	Civil Society Organizations
ER	Emission Reduction
ERPA	Emission Reduction Program agreement
ESMF	Environmental and Social Management Framework
FCPF	Forest Carbon Partnership Facility
FMT	Facility Management Team
FPIC	Free, Prior and Informed Consent
GRM	Grant Reporting and Monitoring
I	Impact
IPCC	Intergovernmental Panel on Climate Change
Ips	Indigenous Peoples
LFA	Logical Framework Approach
M&E	Monitoring and Evaluation
MoU	Memorandum of Understanding
MRV	Monitoring, Reporting, Verification,
MTR	Mid-term Progress Report
n/a	Not applicable / not available
NGO	Non-governmental Organization
O	Outcome
PD	Project document
PES	Payment for Ecological Services
PIN	Program Idea Note
PC	Participants Committee
PMF	Performance Measurement Framework
PS	Private Sector
REDD	Reduction of Emissions from Deforestation and Forest Degradation
REL	Reference Emission Level
R-Package	Readiness Package
R-PP	REDD Preparation Plan
RPAN	Readiness Preparation Assessment Note
RT	Reporting Template (refers to REDD+ Annual Country Progress Reporting template)
SESA	Strategic Environmental and Social Assessment
SMART	Specific, Measurable, Achievable, Relevant, Time-bound
Tbd	To be determined
TORs	Terms of Reference

1. INTRODUCTION

1.1 Background

At FCPF PC14 in Washington, at the end of a process that took place over more than a year, Participants endorsed the final version of the M&E framework for the FCPF at the Facility. As part of the implementation of this framework, a number of Facility level performance indicators will have to be informed by the performance data collected directly by the countries supported by FCPF. Indeed, the Facility level framework identifies these indicators and the process through which this should happen. In particular, a country reporting framework has been developed, as part of the Facility level framework, to ensure that all relevant information expected to be generated by the countries, is reported back to FMT and the PC, on a regular basis.

In parallel, as part of the Readiness Preparation Plan (R-PP) process, countries are asked to develop their own M&E framework for the REDD+ readiness preparation process (see R-PP template version 6 which specifies the requirements and provide guidance in this respect). It is thus important to ensure that these country level M&E frameworks are properly developed to measure national progress on the national REDD+ process under FCPF and at the same time make provisions for all the global Facility level indicators that are to be informed - following preset intervals at the Facility level - by the country level M&E framework.

In this context, to help ensure that both the Facility level and country level M&E frameworks are properly implemented, FMT has been tasked to provide technical assistance to five pilot countries (Liberia, Nepal, Kenya, Costa Rica and Ghana) in the development of their country level M&E framework, as part of the R-PP process. These pilots are meant to act as demonstrations to guide other FCPF supported countries as they develop/fine-tune their own frameworks.

1.2 The REDD+ Context in Ghana¹

After an inclusive process of elaboration, the Ghana R-PP document was approved in December 2011 and comes in support of the ongoing efforts by the Government of Ghana in favor of sustainable forest management.

Ghana is located on West Africa's Gulf of Guinea coast, bordered by Burkina Faso in the north, Cote d'Ivoire in the West and Togo in the East. According to the most recently held national census, the population of Ghana increased from 18 million in 2000 to about 24 million in 2010. A re-evaluation of the economy in 2010 showed Ghana to have achieved lower middle income country status, with a per capita GDP of around USD \$1,300. Ghana is rich in natural resources and the economy is based largely on the agricultural sector, which contributes about 28.5% towards national GDP. Gold and cocoa are also key drivers of growth, in addition to the forestry sector, which contributes about 6% to the country's GDP, employs more than 100,000 people and supports the livelihoods of about 2.5 million people.

It has been estimated that environmental degradation in the major natural resource sectors costs 5-10% of GDP, with the forest sector accounting for 63% (USD \$500 million) of this cost. According to the Food and Agriculture Organisation of the United Nations (FAO), 21.7% of land in Ghana (equivalent to 4,940,000 hectares) is covered by forest. Of this, 8% (395,000 hectares) is classified as highly bio-diverse and carbon dense primary forest and 260,000 hectares are plantations. Deforestation has been identified as a critical environmental issue and Ghana has lost more than 33.7% of its forests, equivalent to 2,500,000 hectares, since the early 1990s. Between 2005 and

¹ This content is drawn from <http://www.thereddesk.org/countries/ghana>. See source for specific data references.



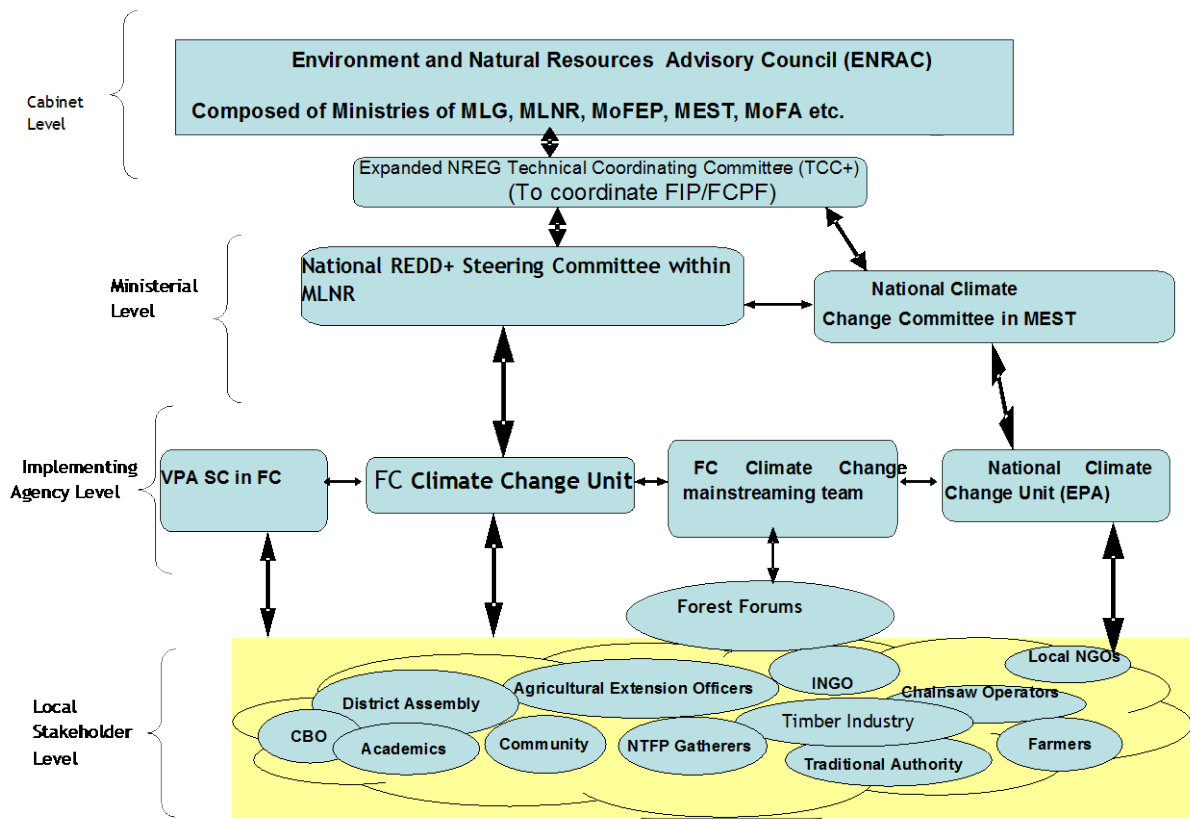
2010, the rate of deforestation was estimated at 2.19% per annum; the sixth highest deforestation rate globally for that period.

Ghana’s REDD+ Readiness Preparation Proposal (R-PP) attributes the causes of deforestation to mainly economic, demographic, institutional and policy-related factors, with activities such as small-scale agriculture, timber harvesting, land conversion and mining being the principal drivers. Forest loss in Ghana is considered largely incremental rather than dramatic, that is the emphasis has primarily been on degradation caused by multiple drivers rather than one major industrial driver.

To address environmental degradation, Ghana has developed a number of national programmes, notably the Natural Resources and Environmental Governance Programme (NREG) and the National Forest Plantation Development Programme, which aims to arrest and reverse deforestation rates in the country and take steps to increase the national forest cover. The Government of Ghana equally recognises the social and economic impacts, and the development challenges arising from, climate change. It is committed to mainstreaming climate change into key planning processes at the national, regional and local level and in early 2010 the government initiated development of a National Climate Change Policy Framework. A key objective of the NCCPF is low carbon growth. REDD+ and other initiatives within the forestry sector have been identified as key aspects of this.

Ghana is currently in the ‘readiness’ phase, with preparations for REDD+ ongoing since 2008. This has included the development of a National REDD+ Strategy, in addition to the development of policies and capacity building activities. Ghana is in the Implementation Phase of its Readiness Preparation Proposal (R-PP) as a Participant Country of the Forest Carbon Partnership Facility (FCPF). Ghana is also a Pilot Country to the Forest Investment Programme (FIP) and has developed an Investment Plan. Ghana does not receive direct support from UN-REDD for its national programme, but in 2011 joined as a Partner Country.

Figure 1 Ghana Institutional Linkages for REDD+ Readiness Preparation (Source: R-PP)



As of 2013, there are a number of REDD+ initiatives and carbon projects being implemented in Ghana, including seven REDD+ pilot schemes, which are being coordinated by the Climate Change Unit of the Forestry Commission; the REDD+ secretariat of the National REDD+ Technical Working Group. Figure 1 above indicates the institutional linkages for REDD+ Readiness Preparation in Ghana.

1.3 Establishing an M&E framework

Whereas in Component 6 of the R-PP the main functions of the foreseen monitoring mechanism are described, the proposed M&E Framework has not been further developed into a detailed and full-fledged results based monitoring system. Given that Ghana is about to undergo its Mid-term review process, the timing is ripe to develop the full M&E system.

In addition, as mentioned above, the global FCPF level requires country based information to inform the Facility level M&E framework recently set-up. Hence, there is a need to integrate the monitoring and reporting and to align the different formats in order to avoid double work and to satisfy the information need of all stakeholders. Therefore, there is a need to further develop the different components of the M&E framework, defining the results sought during the R-PP implementation process, and SMART² indicators enabling regular monitoring and reporting.

The M&E framework is meant to encompass all key building blocks required for the effective monitoring and evaluation of the results achieved by during the R-PP process:

- The monitoring function refers to the continuous process of performance reporting (annually with semi-annual update for FCPF reporting) and tends to limit itself to the assessment of the effectiveness and efficiency in program delivery.
- The evaluation function takes place at set intervals (typically mid-term/phase and final evaluations). Evaluations take a bird's eye view, and cast a wider net covering all five OECD/DAC criteria to assess the Relevance, Effectiveness, Efficiency, Impact and Sustainability in program achievements. In doing so, they also assess governance and management systems, including the monitoring function itself.

The two central building blocks upon which this country level M&E framework rests are:

- **The Result Chain and Logical Framework**, which together provide a strategic overview of the R-PP process, by illustrating the main results to be achieved, how they link to each other and their associated performance indicators. They provide a frame to focus both the monitoring and evaluation efforts at the country level.
- **The Performance Measurement Framework (PMF)**, which is the key internal management tool to be used by the REDD+ Secretariat to manage the collection, analysis and reporting on the performance data that must nourish the monitoring and evaluation functions. It captures key elements of expected results of the R-PP process at country level, by outlining proposed indicators for each results level, targets, baselines, frequency of data collection, data sources and methods, as well as responsibilities for this data collection and consolidation.

The REDD+ Secretariat in the Climate Change Unit of the Forestry Commission developed this M&E Framework, with assistance from Josh BrannofBaastel consultants. Different tasks were completed to reach the mandate's objectives:

²Specific, Measurable, Achievable, Relevant and Time-bound

1/An Analysis of strategic and contractual documents like the R-PP, the readiness preparation proposal assessment note and other technical assessment performed was done in order to identify intended outputs, outcomes and indicators in these documents.

2/Results-Chain

The first step of the work was to capture the strategic goals of the R-PP process in a results chain. This involved identifying/defining the outputs, outcomes and expected impacts of the R-PP activities, which has been realized on the basis of the detailed structure and activities presented in the R-PP document.

3/Logical framework

From the Results-chain, a logical framework (logframe) was designed, defining performance indicators for each of the project outputs, outcomes and impacts, as well as assumptions to be monitored.

4/ Performance Measurement Framework (PMF)

A complete PMF was then established. The PMF includes baseline and target values for each indicator, as well as responsibilities and timing for indicator data collection.

5/ Consultation of key stakeholders in order to collect opinions and remarks on the Results-Chain as well as on the proposed indicators, and to ensure transparency and appropriation was not yet undertaken. Consultation occurred in three steps: (i) meetings in Accra with the National REDD+ Secretariat team to discuss the results-chain and the focus of the M&E framework to be developed; (ii) Consultation meeting in Accra with the NRWG M&E sub-committee convened by the REDD+ Secretariat; (iii) follow-up consultations with the REDD+ Secretariat and Forestry Commission M&E team on the first complete draft Logframe, PMF, the reporting format to FMT, and on annual targets; (iv) final validation of the entire M&E framework by the NRWG in subsequent meeting convened after submission of M&E framework to National REDD+ Secretariat by consultant.

6/ Reporting framework: Based on the 6-month reporting template proposed in the program-level M&E framework, and according to the initial test report submitted by the National REDD+ Secretariat in October 2013, milestones and annual targets have been revised to facilitate further country reporting.

7/ The second annual progress report according to the new reporting template will be established by the REDD+ Secretariat, in consultation with stakeholders and sent to the FCPF FMT.

Monitoring and evaluation

Continuous **monitoring** of the project results will constitute a key management tool for the REDD+ Secretariat in charge of the R-PP implementation process in Ghana. As mentioned above, regular monitoring reports should be prepared at a minimum every 6 months and used to inform R-PP donors on the program's delivery. In the case of the FCPF, as presented in section 4 of this report, monitoring reports will be used by the team to prepare FCPF annual reports and their 6-month updates.

Evaluation of the R-PP process is also a key element of the M&E framework. Generally, independent evaluations are planned (i) at mid-term in order to assess program progress and formulate recommendations to improve the delivery of results; and (ii) at the end of the project, in order to establish a clear picture of program achievements and recommendations for future programming. As part of the R-PP process, a Mid-Term Progress Report is planned. According to the reporting template agreed³, it shall include:

1. An overview of the progress made in the implementation of the R-PP
2. An analysis of progress achieved in those activities funded by the FCPF Readiness Preparation Grant

³FCPF Readiness Fund, Process for Submitting and Reviewing Mid-Term Progress Reports and Requests for Additional Funding by Participating REDD+ Countries, August 27, 2012



3. An updated financing plan for the overall Readiness preparation activities, including funds pledged by, and a brief description of activities supported by, other development partners
4. A review of the REDD Country Participant's compliance with the Common Approach
5. Grant Reporting and Monitoring report (GRM) (or equivalent Delivery Partner report, as per Delivery Partner's standard operational policies and procedures)
6. Summary statement of request for additional funding to the FCPF

Towards the end of the R-PP process, in addition to the completion report prepared by the Delivery Partner, there is the opportunity to undertake a Readiness Package Assessment which aims to "(i) provide REDD Country Participants an opportunity to self-assess progress on REDD+ readiness, and to identify remaining gaps and further needs, (ii) demonstrate a REDD Country Participant's commitment to REDD+, and to (iii) generate feedback and guidance through a comprehensive assessment by the country and the PC"⁴. It should be noted however that according to Resolution PC12/2012/1, the preparation of an R-Package and its submission for PC review are voluntary and not a reporting requirement under the FCPF Readiness Fund.

CSOs and IPs have a role to play in monitoring at various levels as part of this M&E framework. In Ghana, CSO and IP representatives are meeting regularly together with other stakeholders and the REDD+ Secretariat in a multi-stakeholder national REDD+ Working Group (NRWG), as well as through other mechanisms such as the Forest Forums. This working group and the CE have to validate the country mid-term progress report, as well as the R-Package assessment before they are submitted to the PC. It is also proposed that the semi-annual progress reports from the countries that are proposed under this M&E Framework be validated by the NRWG. The IPs and CSOs therefore have a voice, through set national processes to participate in the monitoring of national progress. In addition, to the extent that IPs and CSO get direct funding from FCPF (through capacity building activities in particular), they would be expected to report on their own progress, as well as to participate in with local communities in the collection of some of the necessary data and thus provide information on a number of indicators for monitoring purposes to the REDD+ Secretariat.

⁴Readiness Package Assessment Framework, FCPF Readiness Fund, March 26, 2013.



2. PROPOSED RESULTS-CHAIN

A first step to approach the intervention logic of the R-PP consists in drafting a visual model of the expected results and how they are interwoven. The proposed Results-chain for GhanaR-PP has been built from the detailed activities, proposed objectives for the project, as well as the expected results for each component as per FCPF guidance.

First of all, four intermediate impacts or long-term results of the R-PP process have been defined on the basis of the R-PP document and consultations conducted:

- Improved forest governance in support of Sustainable Forest Management
- Reduced emissions from deforestation, forest degradation and from sequestration through selected demonstration activities
- Ghana enters into an international REDD+ funding modality
- Equitable benefit sharing of REDD+ actually takes place

Those impacts are meant to be achieved when the REDD-readiness process is completed at the conclusion of the R-PP process and to last throughout the implementation of REDD+. They are distinct from global impacts expected from a REDD+ mechanism, such as emission reductions, the enhancement of livelihoods of forest-dependent communities and biodiversity conservation, which are far beyond the REDD readiness process and what can be measured by this R-PP Monitoring and Evaluation framework. There are shown to express the long-term vision and its alignment with, for example, the overall objectives of the FCPF Charter.

The seven outcomes defined align with the components/sub-components of the R-PP, excluding Components 5 (Budget and Schedule) and 6 (M&E framework) that contribute to achieve all outcomes. They constitute the main results of each building block of the R-PP, and together contribute to reaching the expected intermediate impacts.

The outputs are the shorter-term results obtained from the implementation of the combination of various activities defined in each of the R-PP components and sub-components. A block of outputs is necessary to achieve an outcome. We have differentiated the components by colors, a group of outputs of a given color together feed into a given outcome of the same color while the different outcomes taken together lead to the expected impacts.



Table1: Proposed Results-chain for Ghana



3. LOGICAL FRAMEWORK

The next step towards an M&E Framework is the Logical framework (or short “Logframe”) as presented below in this section. It is derived from the Results Chain, taking into account the comments and suggestions received during the elaboration of the M&E framework (see Annex 2).

The purpose of the Logframe is to serve as reference for operational planning, monitoring of progress of the R-PP Process towards its objectives as well as for evaluation of its overall performance and impacts. The Logframe demonstrates how the inputs and activities, which are delivered by different actors involved, interact logically, thus producing outputs, outcomes and finally direct intermediate impacts. As part of the M&E function, it is suggested to report on those intermediate impacts where the R-PP Process can directly contribute e.g. entering into an international REDD+ funding modality. It voluntarily excludes those global and longer term impacts.

For each intermediate impact, outcome and output, the Logframe contains specific, measurable, attainable, relevant, and time bound, so called SMART indicators, wherever possible qualified by targets and values to be achieved by the end of 2015. When defining indicators, in particular at the output level, special attention has been placed in having indicators that will inform the Facility level M&E framework, in particular Facility-level indicators 1.3b, 1.3c, 1.3d, 1.5.b, 2.A, 2.2.a, 2.b, 2.C, 3A, 3B, 3.1a, 3.1b, 3.1c, 3.2.A, 4.1d, 4.2.b, as well as impact-level indicators 1.A, 1.A.2, 1.5.A. required by the REDD+ Annual Country Progress Reporting template⁵.

Assumptions mostly concern several outputs or outcomes and the logic is that when the respective expected results on one result level have been achieved and certain assumptions haven proven to be true or have been also achieved then the next higher result can be reached.

⁵Annex D of the FCPF M&E Framework document



Table 2: Ghana Logical Framework

R-PP Results Level	R-PP Results	Indicator	Target by 10/2015	Assumptions
Intermediate Impact 1	Improved forest governance in support of Sustainable Forest Management	I.1.1 Degree to which decision making processes related to emission reductions and forest resource management allow for active multi-stakeholder participation (FCPF I1.5.A)	Improved active multi-stakeholder participation; based on gender and social inclusion	GoG maintains commitment for REDD+
		I.1.2 Number of policy reforms initiated, completed or underway complying to REDD+ standards (FCPF I1.5.B) (Review/Revision/Formulation/Execution, Cross-sectoral policies, Policies Linkages with REDD+)	6 Policy reform actions plan implemented (see 2.a.3.iii), to be informed by strategic options: 1. Plantation strategy, 2. Forest Development Master Plan, 3. National Climate Change Policy, 4. Forest and Wildlife policy, 5. Tree tenure policy under ENRAC technical assistance by World Bank, 6. Benefit sharing policy). Law enforcement and other aspects of forest governance handled under VPA. (NOTE: The land use policy is being developed by the Lands Commission - but not an activity under the R-PP)	Continuing interest of international community in REDD+
		I.1.3 FC employee satisfaction	To be updated by CPME for 2014-2017	
		I.1.4 Conservation of natural forests through integrated land use planning	TBD by FIP	
		I.1.5 Evidence that laws and regulations are enforced in the HFZ	TBD by FIP	
		I.1.5 Decline in illegal logging	TBD by FIP	
		I.1.6 Evidence of implication of the private sector in sustainable forest management and plantation	TBD by FIP	
		I.1.7 Evidence that the legal framework (laws, regulations, guidelines) and implementation practices provide inclusive land tenure rights and land use systems and protect the rights of local communities (women and men)	TBD by FIP	

R-PP Results Level	R-PP Results	Indicator	Target by 10/2015	Assumptions
		I.1.8 Evidence that land use plans and management models exists for the HFZ, and progress is made to secure the tenure and territorial rights to land and resources of forest-dependent stakeholders, including local and forest dependent communities	TBD by FIP	
		I.1.9 Number of Integrated Management Plans (IMPs) (a) Developed (b) Reviewed (c) Implemented.	20 FR and 30 GSBA plans developed, 10 additional plans developed; 30 plans reviewed; 60 plans implemented (To be updated by CPME for 2014-2017. NREG Results Framework target is 3)	
		I.1.10 Number of Non-Legally Binding Instrument (NLBI) workshops organized	3 (To be updated by CPME for 2014-2017)	
		I.1.11 Guidelines on conduct of consultations with non-state actors engaged in the forestry sector through a participatory process by TCC	Guidelines developed and adopted by TCC	
Intermediate Impact 2	Reduced emissions from deforestation, forest degradation and from sequestration through selected demonstration activities	I.2.1 Number of tons of CO ₂ from emissions reduced and sequestered from REDD+ activities in Ghana (FCPF I.2.B)	TBD from MRV/Carbon registry - Don't have info from pilot projects yet, as they have yet to do their project design document (expected mid-2014). Long-term target estimated for ERP: 182.8 mtCO ₂ E by 2034 (from ER-PIN).	
		I.2.2 Number of hectares of off-reserve forest included in REDD+ projects	~900 ha - TBD, Pilot projects haven't yet submitted their project design documents so can't give precise coverage until then.	
		I.2.3 Number of hectares of on-reserve forest included in REDD+ projects	XXXX ha, TBD	
		I.2.4 Number of hectares of plantation forest included in REDD+ projects	0 (by 2015, long-term target TBD in future, following national plantation strategy)	

R-PP Results Level	R-PP Results	Indicator	Target by 10/2015	Assumptions
		I.2.5 Area of degraded forest reserve rehabilitated / restored	500 ha/year (To be updated by CPME for 2014-2017)	
		I.2.6 Area of Plantation (a) On-reserve (b) Off-reserve established	10,000 ha/year (To be updated by CPME for 2014-2017)	
		I.2.7 Volume of Plantation (a) On-reserve (b) Off-reserve harvested	N/A (To be updated by CPME for 2014-2017)	
		I.2.8 Area of existing plantation tended	N/A (To be updated by CPME for 2014-2017)	
		I.2.9 Area of Coppiced Plantation tended	2,000 ha added/year (To be updated by CPME for 2014-2017)	
		I.2.10 Change in deforestation rate in HFZ	TBD according to FIP	
		I.2.11 Change in forest degradation rate in HFZ	TBD according to FIP	
		I.2.12 Number of wildfire incidences recorded	30 (To be updated by CPME for 2014-2017)	
		I.2.13 Forest Condition score improved	3 (To be updated by CPME for 2014-2017)	
		I.2.14 Cost of environmental degradation as a ratio of GDP (lands and forest) assessed	10% (To be updated by CPME for 2014-2017)	
Intermediate Impact 3	Ghana enters into an international REDD+ funding modality	I.3.1 R-Package submitted to the FCPF for endorsement (FCPF I.1.A)	R-Package submitted by 11/2015	
		I.3.2 ERPA signed with the World Bank (FCPF 2.2.b)	ERPA signed by 3/2016	
		I.3.3 Amount of non-FCPF investments received for implementation of ER Programs (e.g. FIP, bilateral donors, private sector) (FCPF I.4.A)	\$28.4 million USD by 2015; \$34.45 million USD for 2016 and 2017 (as per ER-PIN Annex 1)	
		I.3.4 New investments in climate-smart cocoa and agriculture	TBD by FIP	
		I.3.5 Leverage factor of FIP funding; \$ financing from other sources	At least 1:1 leveraging	
		I.3.6 Scale up investments by private	TBD by FIP	

R-PP Results Level	R-PP Results	Indicator	Target by 10/2015	Assumptions
		sector		
Intermediate Impact 4	Equitable benefit sharing of REDD+ actually takes place	I.4.1 % of national carbon funds going to carbon right owners of different forest regimes conform to agreed shares (FCPC 2.C)	TBD after set up of MRV/benefit sharing scheme (expected mid-2014)	
		I.4.2 Implemented REDD+ activities conform with nationally defined benefit sharing standards	Pilot activities produce benefit sharing in alignment with nationally defined benefit sharing standards	
		I.4.3 Number of (a) Commercial (b) MTS Benefit Sharing Agreements signed	100 (30 commercial; 70 MTS) (To be updated by CPME for 2014-2017)	
		I.4.4 Revenue forecasting model for forestry sector	Model in-place and operational in Ministry of Finance, feeding into an overall model of revenue forecasting for NRM sector	
Intermediate Impact 5	Threats to forest biodiversity reduced	I.5.1 Number of Community Resource Management Areas (CREMAs) inaugurated	21 (To be updated by CPME for 2014-2017)	
		I.5.2 Total number of protected areas staff recorded	Increase of 25% (To be updated by CPME for 2014-2017)	
		I.5.3 Strategies for bush meat consumption monitoring developed and implemented	Bushmeat consumption monitoring strategies implemented (To be updated by CPME for 2014-2017)	
		I.5.4 Protected Areas Management Effectiveness Tracking Tool (METT) disaggregated scores and system-wide average score for national-level protected areas, including forest reserves	TBD following baseline assessment (To be updated by CPME for 2014-2017)	
		I.5.5 Number of visitors to parks recorded	Increased of 25% (To be updated by CPME for 2014-2017)	
R-PP Component 1: Organize and Consult				
R-PP Sub-component 1.a.:				

R-PP Results Level	R-PP Results	Indicator	Target by 10/2015	Assumptions
National Readiness Management Arrangements				
Outcome 1.a	Governance for REDD+ readiness fully deployed	O1.1 Degree of inclusiveness and functionality of NRWG, expanded Technical Coordination Committee (TCC+)	TCC+ in place, to take over technical backstopping for the cabinet body, inclusive in terms of representation) and fully functional (in terms of level of participation, frequency of meetings and performance of its functions)	REDD+ international funding modality exists
		O1.2 Transparent and Inclusive MTR and R-Package review process	MTR and R-Package shared and consulted with relevant Stakeholders (Indigenous Peoples and local communities) before submission	
Output 1.a.1	Strengthened REDD+ Secretariat	1.a.1.i Number of REDD+ Secretariat technical staff	9 - but limited by space!	
		1.a.1.ii REDD+ Secretariat TORs status	TORs clearly defined, validated and approved by NRWG - R-PP annex	
Output 1.a.2	Strengthened REDD+ NRWG, and NREG Technical Coordination Committee+ (TCC+)	1.a.2.i Number of meetings / year with quorum	4 meetings/year with quorum	
		1.a.2.ii NRWG TORs status	TORs clearly defined, validated, and approved by NREG/ENRAC	
		1.a.2.ii NRWG membership status	Membership confirmed and agreed by all stakeholders	
Output 1.a.3	Strengthened National Forest Forum	1.a.3.i Number of Forest Forum meetings organized	Forest Forum meets at least 2x/year	
		1.a.3.ii Forest Forum capacity to act as coordinated body to support policy development, independent of the FC	Forest Forum meets and produces policy papers with support from DGM under FIP	
Output 1.a.4	Environment and Natural Resources Advisory Council established	1.a.4 Number of ENRAC meetings / year with effective decisions taken regarding REDD issues	2 meetings/year	
R-PP Sub-component 1.b.: Stakeholder				

R-PP Results Level	R-PP Results	Indicator	Target by 10/2015	Assumptions
consultation and participation				
Outcome 1.b	Stakeholders from local to national level capable and willing to engage on REDD+ implementation	O1.b.1 Degree of participation of different stakeholders in different events on REDD+	Increasing / enhancing participation	
Output 1.b.1	Consultation and participation working groups established	1.b.1. Number of Ghanaian experts who participated in any South-south learning activities (disaggregated by gender) (FCPC 4.2.b)	6 (2013), increasing each year to start of ERP	
Output 1.b.2	REDD+ information sharing activities: trainings, briefing materials, stakeholder led information sharing	1.b.2.i Number of stakeholder groups capable of making informed inputs to REDD+ consultations	20 key REDD+ stakeholders, with at least 2 from each major stakeholder group (see stakeholder list)	
		1.b.2.ii Number of public awareness campaigns organized on climate change	3 awareness workshops conducted	
Output 1.b.3	Expert consultations, workshops, and focus groups	1.b.3 Strategic reviews of relevant existing knowledge and lessons from expert experiences on key REDD+ issues	Expert input papers on each of 8 (sub)components of the R-PP process by 12/2014	
Output 1.b.4	Stakeholder consultations on key pilot projects and legal / institutional changes	1.b.4.i Existence of stakeholder feedback on REDD+/FIP pilot projects	Feedback on each pilot project from at least three stakeholder organizations by 6/2015	
		1.b.4.ii Consultative multi-stakeholder process on key legal / institutional changes	Key stakeholders provide formal letters of support or endorsements for key legal / institutional changes	
Output 1.b.5	Validation consultation for national REDD+ strategy	1.b.5 Status of national REDD+ strategy	Strategy validated by all key stakeholders	
R-PP Component 2: Prepare the REDD+ Strategy				
R-PP Sub-component 2.a.: Assessment of Land Use, Forest Policy, and				

R-PP Results Level	R-PP Results	Indicator	Target by 10/2015	Assumptions
Governance				
Outcome 2.a	Improved knowledge and understanding of key drivers for deforestation and forest degradation	O2.a.1 REDD+ strategy options formed based on sufficient understanding and knowledge of key drivers	Report published by 6/2015	TheGoG remains fully committed to REDD+
		O2.a.2 R-Package is in line with PC adopted assessment framework (FCPF O1.A)	R-Package submitted to the FCPF by 12/2014	
Output 2.a.1	Research studies on land use, forest policy, and governance to further understand causes and drivers	2.a.1. Number of research gaps addressed of the 13 applied research gaps and priorities identified in R-PP	At least 50% of REDD+ related info gaps addressed through synthesis work of expert sub-working groups or other independent organizations by 12/2014	
R-PP Sub-component 2.b.: REDD+ Strategy Options				
Outcome 2.b	Comprehensive and coherent REDD+ implementation strategy formally validated nationally	O 2.b. Approved National REDD+ strategy report available	Report published by 6/2015	
Output 2.b.1	Studies to support national expert consultations	2.b.1.i Research inputs to the two expert consultations and four working groups on identified key issues	At least one input provided to each expert consultation and working group process	
		2.b.1.ii ER-PIN submitted (FCPF 2.2.a)	Submitted by 3/2014	
Output 2.b.2	Information dissemination through media and internet	2.b.2.i Number of relevant print media channels publishing proposed REDD+ strategy	Prior to validation and adoption, proposed REDD+ strategy is distributed in hard copy to all the regional and district offices, posted on FC and FCPF website, press release issued, and national newspaper reports on development of strategy	
		2.b.2.ii Number of relevant stakeholder organizations that have received a printed copy of proposed REDD+ strategy	At least 4 weeks prior to validation and adoption, proposed strategy is printed and disseminated to all key stakeholder organizations	

R-PP Results Level	R-PP Results	Indicator	Target by 10/2015	Assumptions
Output 2.b.3	Demonstration and pilot activities	2.b.3.i Status and number of pilot activities	Pilot activities initiated to test governance reforms, technical systems, and ensure good practice, while assessing impacts related to key issues (cocoa, chainsawing, logging, biodiversity, benefit sharing)	
		2.b.3.ii Number of REDD+ projects scaled-up	Scaling up of 5 REDD+ projects initiated	
Output 2.b.4	Final REDD+ Strategy selected	2.b.4 Level of incorporation of stakeholder inputs	Final agreed REDD+ strategy reflects all key stakeholder inputs, and is nationally validated and adopted by 6/2015	
R-PP Sub-component 2.c.: Arrangements for REDD+ Implementation				
Outcome 2.c	Governance framework for REDD+ implementation fully developed and validated	O2.c Additional institutional structures for REDD+ implementation identified, designed and validated	According to architecture for institutional arrangement and structures by 12/2014	
Output 2.c.1	Information clearinghouse function addressed through FC sub-website for REDD+	2.c.1.i Existence of online public information clearinghouse website (FC sub-website for REDD+)	R-PP public information online clearinghouse website in existence, and information submitted to national Climate Change Support and Impact Monitoring Disclosure System (CCSI-MDS) project database managed by MESTI/EPA	
		2.c.1.ii Availability of public information on REDD+ readiness process	All key public documents posted to FC sub-website for REDD+ by 5/2014	
Output 2.c.2	Information sharing protocol on financial aspects, and best practice options for benefit sharing	2.c.2.i Existence of agreed carbon revenue disbursement procedures document based on national, regional, and international best practices for benefit sharing flows	Benefit sharing formula options document approved by all key stakeholders, including Ministry of Finance	

R-PP Results Level	R-PP Results	Indicator	Target by 10/2015	Assumptions
Output 2.c.3	REDD+/FIP pilot projects with lessons produced	2.c.3.i Existence of selection committee for pilot projects	Selection mechanism in place	
		2.c.3.ii Level of pilot project lesson documentation and dissemination	"Key lessons" captured for each REDD+/FIP pilot project by mid-point of implementation of projects through regular monitoring reports	
		2.c.3.iii Number and type of knowledge assets created and shared feeding into replication efforts	REDD+/FIP pilot project results and experiences summarized in 2 pg briefs and publicly available within 3 months of pilot project completion	
Output 2.c.4	Institutional arrangements mapping, and institutional capacity strengthening activities	2.c.4 Existence of institutional map based on REDD+ management requirements with roles and responsibilities defined for REDD+ strategies, actions, and policy program measures	Institutional mapping completed, with clearly defined roles and responsibilities for REDD+ management	
Output 2.c.5	Carbon accounting registry management arrangements defined	2.c.5.i Existence of carbon accounting registry procedures and management arrangements that meets international requirements	Documentation of clearly defined carbon accounting registry procedures and management arrangements, agreed by all key stakeholders, including Ministry of Finance	
		2.c.5.ii Adequacy of carbon accounting registry functioning	Carbon accounting registry functioning sufficiently to meet REDD+ implementation national and international needs and requirements	
Output 2.c.6	Conflict resolution institutional arrangements defined	2.c.1.vi Degree of operability of Grievance Mechanism in terms of: - Number of people aware of it - % of targeted population able to access it - % of cases resolved through the mechanism	High degree of operability: - Population of all communities with REDD+ projects - 100% have access - 100% of cases resolved	
R-PP Sub-component 2.d.: Social and Environmental				

R-PP Results Level	R-PP Results	Indicator	Target by 10/2015	Assumptions
Impacts				
Outcome 2.d	Measures to mitigate and avoid negative social and environmental impacts are implemented	O5.1 Degree of implementation of measures foreseen in SESA	All necessary measures by 12/2014	
Output 2.d.1	Initial SESA diagnostic analysis (desk-based)	2.d.1 Status of desk-based diagnostic analysis	Completed desk-based diagnostic analysis	
Output 2.d.2	Consultative stakeholder SESA analysis	2.d.2.i Number of stakeholders (by category, gender and age) consulted and trained during SESA process (FCPF 3.1.b)	TBD. X participants at Y national, Z regional, W local level consultations, X learning groups with at least X men/Y women/Z youth from CSO and IP	
		2.d.2.ii Status of SESA stakeholder consultations	At least 1 SESA stakeholder consultations held in each region	
Output 2.d.3	Analysis of World Bank social and environmental standards	2.d.3.i Level of compatibility of planned REDD+ activities with World Bank safeguard policies	100% compatibility expected for all REDD+ activities	
		2.d.3.ii Examples of indicators for enhancement of livelihoods of local communities and for biodiversity conservation included in ESMF and REDD+ strategy (FCPF 3.B.)	REDD+ strategy, monitoring and ER-Programs incorporate indicators related to biodiversity conservation and livelihood of local communities in addition to other co-benefits and safeguards	
Output 2.d.4	National SESA working group meetings	2.d.4 Number and participation in national SESA working group meetings	Working group meets sufficient number of times with quorum to produce recommendations for REDD+ strategies to ensure compliance with SESA safeguards	
Output 2.d.5	Ongoing SESA monitoring	2.d.5 Availability of reporting on SESA compliance	Annual report to ENRAC on SESA compliance available	
R-PP Component 3: Develop a Reference Scenario				
Outcome 3	Sound reference level established	O3.1 A reference level for emissions and removals is available	Available by 12/2014	
Output 3.1	Capacity in place for emissions quantification and scenario	3.1.i Data availability (Landsat TM and ETM+ imagery for 2000-2009) for	Data available for emissions quantifications by 6/2014 (completed)	

R-PP Results Level	R-PP Results	Indicator	Target by 10/2015	Assumptions
	development	quantification of emissions		
		3.1.ii Technology (GIS and image process hardware and software) available for quantification of emissions	Technology in-place for emissions quantification by 6/2014 (completed)	
		3.1.iii Capacity of FC and FORIG staff to analyze historic emissions	FC and FORIG staff can calculate historic emissions, using sufficient data and available technology by 6/2014	
Output 3.2	Historic emissions quantified for 2000-2009 at national level	3.2 Availability of historic emissions quantification for 1990-2000-2010	Historic national emissions quantification for 1990-2000-2010 available by 10/2014	
Output 3.3	Future emissions trajectories developed	3.3 Availability of emissions trajectories	Emissions trajectories available and validated by 10/2014	
R-PP Component 4: Design a Monitoring System				
Outcome 4	National forest monitoring system that allows sound MRV is operational	O4.1 MRV System complies to international standards	Full system in compliance to IPCC Guidelines and Standards by 10/2015	
		O4.2 Soundness of data verified	Data verified and adjusted as required	
Output 4.1	MRV system designed	4.1 Existence and status of MRV protocols	MRV protocols produced, agreed and validated by relevant stakeholders by 10/2014	
Output 4.2	Training on information management for National REDD+ Registry (including biodiversity indicators)	4.2 Number of persons trained in Forest Carbon monitoring by gender	National level – 5 people (m/f) trained per year to facilitate carbon and non-carbon monitoring for all REDD+/FIP pilot sites	
Output 4.3	MRV system piloting	4.3.i Use of MRV system for REDD+/FIP pilot projects (MRV implemented/Total carbon stock recorded)	MRV system used for all REDD+/FIP pilot projects starting 6/2014	
		4.3.ii Total forest cover (on/off reserve) monitored	60,000 ha added	
Output 4.4	Verification auditing	4.4.i Verification audit completions	Verification audits conducted for all REDD+/FIP pilot projects by 12/2015	
		4.4.ii LULUCF closely monitored	Core team trained on GIS	

R-PP Results Level	R-PP Results	Indicator	Target by 10/2015	Assumptions
R-PP Component 5: Schedule and Budget				
Component 5	R-PP process completed on time with available resources	5.1 FCPF R-PP Grant disbursement rate (FCPF1.3.d)	At least 90% of planned annual amounts	
		5.2 Overall R-PP grant disbursement rate (FCPF 1.3.d)	N/A - There is government additional R-PP co-financing, but it is not subject to an annual disbursement rate, it is just annual government sector budget. [Global target: At least 90% of planned annual amounts once co-funding agreements signed]	International partners for REDD+ readiness engage further in Ghana and partners fulfill their pledges
		5.3 Financial amounts used to enable active participation of IPs, CSOs and local communities in national REDD+ readiness (FCPF 3.1.a.i)	TBD - CCU Could report on amount of financial resources used for civil society participation if necessary - Can also use resources from DGM under FIP, so info would be coming from there.	
		5.4 Disbursements for ER Program according to plans	TBD, Amount and date according to ERPA schedule or other ER scheme schedule	
R-PP Component 6: Design a Monitoring & Evaluation Program				
Component 6	M&E Framework developed	6.1 Level of achievement of planned project milestones according to approved Readiness Preparation grant (FCPF 1.3.b.)	100% progressing well	
		6.2 Performance Measurement Framework produced and validated	Available 4/2014	

R-PP Results Level	R-PP Results	Indicator	Target by 10/2015	Assumptions
		6.3 Annual reports with biannual update submitted on reporting deadlines	2 reports/year	
		6.4 Proportion of draft annual reports reviewed and commented by relevant stakeholder groups	100% starting 4/2014	
		6.5 Functional Computerized M&E system developed and regionally deployed	M&E system regionally deployed, with inclusion of elements relevant to REDD+ activities	
R-PP Completion: REDD+ Readiness Assessed				
R-PP Completion	REDD+ Readiness Assessment	C.1 Consulted Midterm progress review (FCPF 1.3.a.) available	Available 5/2014	
		C.2 Independent final review of R-Package (FCPF 1.A.2.)	Available 6/2015	

4. PERFORMANCE MEASUREMENT FRAMEWORK

As indicated earlier, the PMF presents clear guidance on who collects data on what, against which targets, how, from where and at which frequency to inform both the monitoring and evaluation functions at the Facility level. Indicators and target of the PFM are identical to the Results, indicators and targets of the logframe. The different columns of the PFM have the following content:

- The first column is the expected result (impact, outcome or output).
- The second column shows the indicators without target values.
- The third column indicates the baseline values, where available and applicable. In many cases this will be “o” or “n/a” for not applicable or available. Some values may still need to be determined.
- The target values of the indicators are to be achieved (or maintained) by 05/2015 if not indicated otherwise. A few target values still need to be determined as key plans and strategies are developed during grant implementation.
- The methods of data collection for monitoring and/or sources of information indicate where to get the data or the proof of indicator achievement for the purpose of the monitoring. It can be as simple as the check for the existence of a report on the Ghana REDD+ website, but can also require compilation and analysis of data from different sources.
- The frequency will be mostly annual with 6 monthly updates where indicated. Some data will only be collected/assessed at the end of the readiness phase or even later on.
- The column “responsibility” indicates who is responsible for the monitoring, the data compilation and presentation, etc. This does not exclude participation and contributions from other stakeholder during the process.
- The last column of the framework presents indicators for which a traffic light system (4 possibilities) will be used in the FMT annual reporting and semi-annual updates. This applies in most cases except for those where the target is still unknown or where significant progress towards the target not expected before 5/2015.

(Remark: Indicators related to global FCPF PFM indicators are marked in green)

Table 3: Ghana Performance Measurement Framework

R-PP Results Level	R-PP Results	Indicator	Baseline (2009)	Target by 10/2015	Method / Source of Verification	Frequency of data collection	Responsibility for M&E Reporting	TL
Intermediate Impact 1	Improved forest governance in support of Sustainable Forest Management	1.1.1 Degree to which decision making processes related to emission reductions and forest resource management allow for active multi-stakeholder participation (FCPF 1.5.A)	No emissions reductions decision-processes	Improved active multi-stakeholder participation; based on gender and social inclusion	REDD+ stakeholder meeting minutes	Semi-annual	CCU	
		1.1.2 Number of policy reforms initiated, completed or underway complying to REDD+ standards (FCPF 1.5.B) (Review / Revision / Formulation / Execution, Cross-sectoral policies, Policies Linkages with REDD+)	Policy reforms required to cover at least six key policy gaps	6 Policy reform actions plan implemented (see 2.a.3.iii), to be informed by strategic options: 1. Plantation strategy, 2. Forest Development Master Plan, 3. National Climate Change Policy, 4. Forest and Wildlife policy, 5. Tree tenure policy under ENRAC technical assistance by World Bank, 6. Benefit sharing policy). Law enforcement and other aspects of forest governance handled under VPA. (NOTE: The land use policy is being developed by the Lands Commission - but not an activity under the R-PP)	FC and other government websites with policies posted; Consultation reports and draft documents	Semi-annual	CCU, NREG Coordination, CPME	

R-PP Results Level	R-PP Results	Indicator	Baseline (2009)	Target by 10/2015	Method / Source of Verification	Frequency of data collection	Responsibility for M&E Reporting	TL
		I.1.3 FC employee satisfaction	TBD	To be updated by CPME for 2014-2017	Forestry Commission Human Resources	Annual	CPME	
		I.1.4 Conservation of natural forests through integrated land use planning	TBD	TBD by FIP	FSD	Annual	FIP Secretariat in MLNR	
		I.1.5 Evidence that laws and regulations are enforced in the HFZ	TBD	TBD by FIP	FSD	Annual	FIP Secretariat in MLNR	
		I.1.5 Decline in illegal logging	TBD	TBD by FIP	FSD	Annual	FIP Secretariat in MLNR	
		I.1.6 Evidence of implication of the private sector in sustainable forest management and plantation	TBD	TBD by FIP	FSD	Annual	FIP Secretariat in MLNR	
		I.1.7 Evidence that the legal framework (laws, regulations, guidelines) and implementation practices provide inclusive land tenure rights and land use systems and protect the rights of local communities (women and men)	TBD	TBD by FIP	FSD	Annual	FIP Secretariat in MLNR	

R-PP Results Level	R-PP Results	Indicator	Baseline (2009)	Target by 10/2015	Method / Source of Verification	Frequency of data collection	Responsibility for M&E Reporting	TL
		I.1.8 Evidence that land use plans and management models exists for the HFZ, and progress is made to secure the tenure and territorial rights to land and resources of forest-dependent stakeholders, including local and forest dependent communities	TBD	TBD by FIP	FSD	Annual	FIP Secretariat in MLNR	
		I.1.9 Number of Integrated Management Plans (IMPs) (a) Developed (b) Reviewed (c) Implemented.	Old management plans	20 FR and 30 GSBA plans developed, 10 additional plans developed; 30 plans reviewed; 60 plans implemented (To be updated by CPME for 2014-2017. NREG Results Framework target is 3)	FSD	Annual	CPME / NREG Coordination	
		I.1.10 Number of Non-Legally Binding Instrument (NLBI) workshops organized	4	3 (To be updated by CPME for 2014-2017)	WD	Annual	CPME	

R-PP Results Level	R-PP Results	Indicator	Baseline (2009)	Target by 10/2015	Method / Source of Verification	Frequency of data collection	Responsibility for M&E Reporting	TL
		I.1.11 Guidelines on conduct of consultations with non-state actors engaged in the forestry sector through a participatory process by TCC	No guidelines	Guidelines developed and adopted by TCC	Consultation guidelines available on government website	Annual	NREG Coordination	
Intermediate Impact 2	Reduced emissions from deforestation, forest degradation and from sequestration through selected demonstration activities	I.2.1 Number of tons of CO ₂ from emissions reduced and sequestered from REDD+ activities in Ghana (FCPF I.2.B)	0	TBD from MRV/Carbon registry - Don't have info from pilot projects yet, as they have yet to do their project design document (expected mid-2014). Long-term target estimated for ERP: 182.8 mtCO ₂ E by 2034 (from ER-PIN).	National carbon accounting registry.	Semi-annual	CCU, FIP Secretariat in MLNR	
		I.2.2 Number of hectares of off-reserve forest included in REDD+ projects	0	~900 ha - TBD, Pilot projects haven't yet submitted their project design documents so can't give precise coverage until then.	REDD+/FIP pilot project design documents. Two are on-reserve, five in off-reserve areas. One is a globally significant BD area, and idea is to enhance protection of that area. Second one in reserve is a production	Semi-annual	CCU	

R-PP Results Level	R-PP Results	Indicator	Baseline (2009)	Target by 10/2015	Method / Source of Verification	Frequency of data collection	Responsibility for M&E Reporting	TL
					reserve, intend to enhance the tree stocks through enrichment planting. All off-reserve areas are doing carbon stock enhancement - will be planting trees to enhance cover. FIP support, and also government of Switzerland.			
		1.2.3 Number of hectares of on-reserve forest included in REDD+ projects	0	XXXX ha, TBD	REDD+/FIP pilot project documents	Semi-annual	CCU	
		1.2.4 Number of hectares of plantation forest included in REDD+ projects	0	0 (by 2015, long-term target TBD in future, following national plantation strategy)	REDD+/FIP pilot project documents	Semi-annual	CCU	
		1.2.5 Area of degraded forest reserve rehabilitated / restored	13,324 ha	500 ha/year (To be updated by CPME for 2014-2017)	FSD	Annual	CPME	
		1.2.6 Area of Plantation (a) On-reserve (b) Off-reserve established	13,651 ha	10,000 ha/year (To be updated by CPME for 2014-2017)	FSD	Annual	CPME, FIP Secretariat in MLNR	

R-PP Results Level	R-PP Results	Indicator	Baseline (2009)	Target by 10/2015	Method / Source of Verification	Frequency of data collection	Responsibility for M&E Reporting	TL
		I.2.7 Volume of Plantation (a) On-reserve (b) Off-reserve harvested	On: 13426 m3 Off: 42330 m3	N/A (To be updated by CPME for 2014-2017)	FSD	Annual	CPME	
		I.2.8 Area of existing plantation tended	53,196 ha	N/A (To be updated by CPME for 2014-2017)	FSD	Annual	CPME	
		I.2.9 Area of Coppiced Plantation tended	1,451 ha	2,000 ha added/year (To be updated by CPME for 2014-2017)	FSD	Annual	CPME	
		I.2.10 Change in deforestation rate in HFZ	TBD	TBD according to FIP	FSD	Annual	FIP Secretariat in MLNR	
		I.2.11 Change in forest degradation rate in HFZ	TBD	TBD according to FIP	FSD	Annual	FIP Secretariat in MLNR	
		I.2.12 Number of wildfire incidences recorded	N/A	30 (To be updated by CPME for 2014-2017)	RMSC	Annual	CPME	
		I.2.13 Forest Condition score improved	3-4	3 (To be updated by CPME for 2014-2017)	RMSC	5 years	CPME	
		I.2.14 Cost of environmental degradation as a ratio of GDP (lands and forest) assessed	10%	10% (To be updated by CPME for 2014-2017)	FC/EPA	5 years	CPME	
Intermediate Impact 3	Ghana enters into an international REDD+ funding modality	I.3.1 R-Package submitted to the FCPF for endorsement (FCPF 1.1.A)	No R-Package	R-Package submitted by 11/2015	CCU	Semi-annual	CCU	
		I.3.2 ERPA signed with the World Bank (FCPF 2.2.b)	No ERPA	ERPA signed by 3/2016	CCU	Semi-annual	CCU	

R-PP Results Level	R-PP Results	Indicator	Baseline (2009)	Target by 10/2015	Method / Source of Verification	Frequency of data collection	Responsibility for M&E Reporting	TL
		1.3.3 Amount of non-FCPF investments received for implementation of ER Programs (e.g. FIP, bilateral donors, private sector) (FCPF 1.4.A)	0	\$28.4 million USD by 2015; \$34.45 million USD for 2016 and 2017 (as per ER-PIN Annex 1)	CCU	Semi-annual	CCU	
		1.3.4 New investments in climate-smart cocoa and agriculture	N/A	TBD by FIP	FIP Secretariat	Annual	FIP Secretariat in MLNR	
		1.3.5 Leverage factor of FIP funding; \$ financing from other sources	0	At least 1:1 leveraging	FIP Secretariat	Annual	FIP Secretariat in MLNR	
		1.3.6 Scale up investments by private sector	TBD	TBD by FIP	FIP Secretariat	Annual	FIP Secretariat in MLNR	
Intermediate Impact 4	Equitable benefit sharing of REDD+ actually takes place	1.4.1 % of national carbon funds going to carbon right owners of different forest regimes conform to agreed shares (FCPC 2.C)	N/A	TBD after set up of MRV/benefit sharing scheme (expected mid-2014)	Records and notes of stakeholder meetings on proposed benefit sharing scheme	Semi-annual	CCU	
		1.4.2 Implemented REDD+ activities conform with nationally defined benefit sharing standards	N/A	Pilot activities produce benefit sharing in alignment with nationally defined benefit sharing standards	Benefit sharing will be in place for pilot projects when they start-up.	Semi-annual	CCU	
		1.4.3 Number of (a) Commercial (b) MTS	N/A	100 (30 commercial; 70 MTS) (To be updated by	FSD	Annual	CPME	

R-PP Results Level	R-PP Results	Indicator	Baseline (2009)	Target by 10/2015	Method / Source of Verification	Frequency of data collection	Responsibility for M&E Reporting	TL
		Benefit Sharing Agreements signed		CPME for 2014-2017)				
		1.4.4 Revenue forecasting model for forestry sector	No model	Model in-place and operational in Ministry of Finance, feeding into an overall model of revenue forecasting for NRM sector	Direct observation of Annual Budget Statement	Annual	NREG Coordination	
Intermediate Impact 5	Threats to forest biodiversity reduced	1.5.1 Number of Community Resource Management Areas (CREMAs) inaugurated	9	21 (To be updated by CPME for 2014-2017)	WD	Annual	CPME	
		1.5.2 Total number of protected areas staff recorded	2349	Increase of 25% (To be updated by CPME for 2014-2017)	Forestry Commission Human Resources	Annual	CPME	
		1.5.3 Strategies for bush meat consumption monitoring developed and implemented	No strategies	Bushmeat consumption monitoring strategies implemented (To be updated by CPME for 2014-2017)	WD	Annual	CPME	
		1.5.4 Protected Areas Management Effectiveness Tracking Tool (METT) disaggregated scores and system-wide average score for national-level protected areas,	TBD	TBD following baseline assessment (To be updated by CPME for 2014-2017)	FSD / WD / WB / MESTI scoring	Annual	CPME / NREG Coordination	













R-PP Results Level	R-PP Results	Indicator	Baseline (2009)	Target by 10/2015	Method / Source of Verification	Frequency of data collection	Responsibility for M&E Reporting	TL
		including forest reserves						
		I.5.5 Number of visitors to parks recorded	241,124	Increased of 25% (To be updated by CPME for 2014-2017)	WD	Annual	CPME	
R-PP Component 1: Organize and Consult								
R-PP Sub-component 1.a.: National Readiness Management Arrangements								
Outcome 1.a	Governance for REDD+ readiness fully deployed	O1.1 Degree of inclusiveness and functionality of NRWG, expanded Technical Coordination Committee (TCC+)	N/A	TCC+ in place, to take over technical backstopping for the cabinet body, inclusive in terms of representation) and fully functional (in terms of level of participation, frequency of meetings and performance of its functions)	CCU	Semi-annual	CCU	
		O1.2 Transparent and Inclusive MTR and R-Package review process	N/A	MTR and R-Package shared and consulted with relevant Stakeholders (Indigenous Peoples and local communities) before submission	CCU	Semi-annual	CCU	

R-PP Results Level	R-PP Results	Indicator	Baseline (2009)	Target by 10/2015	Method / Source of Verification	Frequency of data collection	Responsibility for M&E Reporting	TL
Output 1.a.1	Strengthened REDD+ Secretariat	1.a.1.i Number of REDD+ Secretariat technical staff	4	9 - but limited by space!	CCU	Semi-annual	CCU	
		1.a.1.ii REDD+ Secretariat TORs status	No TORs	TORs clearly defined, validated and approved by NRWG - R-PP annex	R-PP Annex, membership is also clearly defined and agreed here.	Semi-annual	CCU	
Output 1.a.2	Strengthened REDD+ NRWG, and NREG Technical Coordination Committee+ (TCC+)	1.a.2.i Number of meetings / year with quorum	No meetings	4 meetings/year with quorum	NRWG meeting minutes	Semi-annual	CCU	
		1.a.2.ii NRWG TORs status	No TORs	TORs clearly defined, validated, and approved by NREG/ENRAC	R-PP Annex	Semi-annual	CCU	
		1.a.2.ii NRWG membership status	Not defined	Membership confirmed and agreed by all stakeholders	R-PP Annex	Semi-annual	CCU	
Output 1.a.3	Strengthened National Forest Forum	1.a.3.i Number of Forest Forum meetings organized	N/A	Forest Forum meets at least 2x/year	RMSC	Annual	CPME	
		1.a.3.ii Forest Forum capacity to act as coordinated body to support policy development, independent of the FC	Forest Forum meetings fully dependent on financing from FC	Forest Forum meets and produces policy papers with support from DGM under FIP	RMSC	Semi-annual	CCU	

R-PP Results Level	R-PP Results	Indicator	Baseline (2009)	Target by 10/2015	Method / Source of Verification	Frequency of data collection	Responsibility for M&E Reporting	TL
Output 1.a.4	Environment and Natural Resources Advisory Council established	1.a.4 Number of ENRAC meetings / year with effective decisions taken regarding REDD issues	None	2 meetings/year	ENRAC meeting minutes	Semi-annual	CCU	
R-PP Sub-component 1.b.: Stakeholder consultation and participation								
Outcome 1.b	Stakeholders from local to national level capable and willing to engage on REDD+ implementation	O1.b.1 Degree of participation of different stakeholders in different events on REDD+	N/A	Increasing / enhancing participation	CCU	Semi-annual	CCU	
Output 1.b.1	Consultation and participation working groups established	1.b.1. Number of Ghanaian experts who participated in any South-south learning activities (disaggregated by gender) (FCPC 4.2.b)	3/year	6 (2013), increasing each year to start of ERP	REDD+ Secretariat information	Semi-annual	CCU	
Output 1.b.2	REDD+ information sharing activities: trainings, briefing materials, stakeholder led information sharing	1.b.2.i Number of stakeholder groups capable of making informed inputs to REDD+ consultations	4 (Forestry Commission, IUCN, Tropenbos, NCRC)	20 key REDD+ stakeholders, with at least 2 from each major stakeholder group (see stakeholder list)	Level of participation in REDD+ consultation meeting verified by documentation and minutes	Semi-annual	CCU	

R-PP Results Level	R-PP Results	Indicator	Baseline (2009)	Target by 10/2015	Method / Source of Verification	Frequency of data collection	Responsibility for M&E Reporting	TL
		1.b.2.ii Number of public awareness campaigns organized on climate change	N/A	3 awareness workshops conducted	CCU	Annual	CCU/CPME	
Output 1.b.3	Expert consultations, workshops, and focus groups	1.b.3 Strategic reviews of relevant existing knowledge and lessons from expert experiences on key REDD+ issues	0	Expert input papers on each of 8 (sub)components of the R-PP process by 12/2014	Existence of expert papers - REDD+ Secretariat files	Semi-annual	CCU	
Output 1.b.4	Stakeholder consultations on key pilot projects and legal / institutional changes	1.b.4.i Existence of stakeholder feedback on REDD+/FIP pilot projects	None	Feedback on each pilot project from at least three stakeholder organizations by 6/2015	REDD+/FIP pilot project documents / assessments	Semi-annual	CCU	
		1.b.4.ii Consultative multi-stakeholder process on key legal / institutional changes	None	Key stakeholders provide formal letters of support or endorsements for key legal / institutional changes	REDD+ Secretariat files, other FC files	Semi-annual	CCU	
Output 1.b.5	Validation consultation for national REDD+ strategy	1.b.5 Status of national REDD+ strategy	No strategy	Strategy validated by all key stakeholders	Validation meeting records	Semi-annual	CCU	
R-PP Component 2: Prepare the REDD+ Strategy								
R-PP Sub-component 2.a.:								

R-PP Results Level	R-PP Results	Indicator	Baseline (2009)	Target by 10/2015	Method / Source of Verification	Frequency of data collection	Responsibility for M&E Reporting	TL
Assessment of Land Use, Forest Policy, and Governance								
Outcome 2.a	Improved knowledge and understanding of key drivers for deforestation and forest degradation	O2.a.1 REDD+ strategy options formed based on sufficient understanding and knowledge of key drivers	No REDD+ strategy	Report published by 6/2015	CCU	Semi-annual	CCU	
		O2.a.2 R-Package is in line with PC adopted assessment framework (FCPF O1.A)	Readiness baseline as described in R-PP	R-Package submitted to the FCPF by 12/2014	FCPF files / REDD+ Secretariat files, R-Package Assessment meeting documents and records	Semi-annual	CCU	
Output 2.a.1	Research studies on land use, forest policy, and governance to further understand causes and drivers	2.a.1. Number of research gaps addressed of the 13 applied research gaps and priorities identified in R-PP	No studies or research	At least 50% of REDD+ related info gaps addressed through synthesis work of expert sub-working groups or other independent organizations by 12/2014	REDD+ Secretariat files	Semi-annual	CCU	
R-PP Sub-component 2.b.: REDD+ Strategy Options								
Outcome 2.b	Comprehensive and coherent REDD+	O 2.b. Approved National REDD+	No strategy	Report published by 6/2015	Existence of nationally	Semi-annual	CCU	

R-PP Results Level	R-PP Results	Indicator	Baseline (2009)	Target by 10/2015	Method / Source of Verification	Frequency of data collection	Responsibility for M&E Reporting	TL
	implementation strategy formally validated nationally	strategy report available			approved REDD+ strategy			
Output 2.b.1	Studies to support national expert consultations	2.b.1.i Research inputs to the two expert consultations and four working groups on identified key issues	No inputs	At least one input provided to each expert consultation and working group process	CCU	Semi-annual	CCU	  
		2.b.1.ii ER-PIN submitted (FCPF 2.2.a)	No ER-PIN	Submitted by 3/2014	FCPF website	Semi-annual	CCU	  
Output 2.b.2	Information dissemination through media and internet	2.b.2.i Number of relevant print media channels publishing proposed REDD+ strategy	REDD+ strategy not published	Prior to validation and adoption, proposed REDD+ strategy is distributed in hard copy to all the regional and district offices, posted on FC and FCPF website, press release issued, and national newspaper reports on development of strategy	Copies of media products, monthly website traffic statistics to webpage with published strategy	Semi-annual	CCU	  
		2.b.2.ii Number of relevant stakeholder organizations that have received a printed copy of proposed REDD+ strategy	No organizations	At least 4 weeks prior to validation and adoption, proposed strategy is printed and disseminated to all key stakeholder organizations	REDD+ Secretariat files, printed documentation of strategy, dissemination list for strategy	Semi-annual	CCU	  

R-PP Results Level	R-PP Results	Indicator	Baseline (2009)	Target by 10/2015	Method / Source of Verification	Frequency of data collection	Responsibility for M&E Reporting	TL
Output 2.b.3	Demonstration and pilot activities	2.b.3.i Status and number of pilot activities	No pilot activities	Pilot activities initiated to test governance reforms, technical systems, and ensure good practice, while assessing impacts related to key issues (cocoa, chainsawing, logging, biodiversity, benefit sharing)	CCU	Semi-annual	CCU/CPME	
		2.b.3.ii Number of REDD+ projects scaled-up	None	Scaling up of 5 REDD+ projects initiated	CCU	Semi-annual	CCU/CPME	
Output 2.b.4	Final REDD+ Strategy selected	2.b.4 Level of incorporation of stakeholder inputs	None	Final agreed REDD+ strategy reflects all key stakeholder inputs, and is nationally validated and adopted by 6/2015	REDD+ Strategy development drafts, records of stakeholder inputs	Semi-annual	CCU	
R-PP Sub-component 2.c.: Arrangements for REDD+ Implementation								
Outcome 2.c	Governance framework for REDD+ implementation fully developed and validated	O2.c Additional institutional structures for REDD+ implementation identified, designed and validated	N/A	According to architecture for institutional arrangement and structures by 12/2014	CCU	Semi-annual	CCU	

R-PP Results Level	R-PP Results	Indicator	Baseline (2009)	Target by 10/2015	Method / Source of Verification	Frequency of data collection	Responsibility for M&E Reporting	TL
Output 2.c.1	Information clearinghouse function addressed through FC sub-website for REDD+	2.c.1.i Existence of online public information clearinghouse website (FC sub-website for REDD+)	Does not exist	R-PP public information website in existence, and information submitted to national Climate Change Support and Impact Monitoring Disclosure System (CCSI-MDS) project database managed by MESTI/EPA	Existence of R-PP public information website; Information available in CCSI-MDI	Semi-annual	CCU / NREG Coordination	
		2.c.1.ii Availability of public information on REDD+ readiness process	Information scattered	All key public documents posted to FC sub-website for REDD+ by 5/2014	Availability of all key public documents on website	Semi-annual	CCU	
Output 2.c.2	Information sharing protocol on financial aspects, and best practice options for benefit sharing	2.c.2.i Existence of agreed carbon revenue disbursement procedures document based on national, regional, and international best practices for benefit sharing flows	No agreed financial flows procedures	Benefit sharing formula options document approved by all key stakeholders, including Ministry of Finance	Records of approval from all key stakeholders by meeting records or written endorsements; Consultation reports and draft document	Semi-annual	CCU / NREG Coordination	
Output 2.c.3	REDD+/FIP pilot projects with lessons produced	2.c.3.i Existence of selection committee for pilot projects	No selection mechanism	Selection mechanism in place	Pilot project selection process records	Semi-annual	CCU	
		2.c.3.ii Level of pilot project lesson documentation and dissemination	No lessons	"Key lessons" captured for each REDD+/FIP pilot project by mid-point of implementation of projects through regular monitoring	Availability of lessons documents	Semi-annual	CCU	

R-PP Results Level	R-PP Results	Indicator	Baseline (2009)	Target by 10/2015	Method / Source of Verification	Frequency of data collection	Responsibility for M&E Reporting	TL
		2.c.3.iii Number and type of knowledge assets created and shared feeding into replication efforts	No knowledge assets	REDD+/FIP pilot project results and experiences summarized in 2 pg briefs and publicly available within 3 months of pilot project completion	Summary briefs for all pilot projects available publicly online on R-PP public information website	Annual	FIP Secretariat in MLNR	
Output 2.c.4	Institutional arrangements mapping, and institutional capacity strengthening activities	2.c.4 Existence of institutional map based on REDD+ management requirements with roles and responsibilities defined for REDD+ strategies, actions, and policy program measures	Institutional roles and responsibilities for REDD+ management not defined	Institutional mapping completed, with clearly defined roles and responsibilities for REDD+ management	REDD+ Secretariat files	Semi-annual	CCU	
Output 2.c.5	Carbon accounting registry management arrangements defined	2.c.5.i Existence of carbon accounting registry procedures and management arrangements that meets international requirements	No carbon accounting registry	Documentation of clearly defined carbon accounting registry procedures and management arrangements, agreed by all key stakeholders, including Ministry of Finance	REDD+ Secretariat files, REDD+ stakeholder consultation meeting documents and records	Semi-annual	CCU	

R-PP Results Level	R-PP Results	Indicator	Baseline (2009)	Target by 10/2015	Method / Source of Verification	Frequency of data collection	Responsibility for M&E Reporting	TL
		2.c.5.ii Adequacy of carbon accounting registry functioning	No carbon accounting registry	Carbon accounting registry functioning sufficiently to meet REDD+ implementation national and international needs and requirements	Stakeholder satisfaction with functionality of carbon registry, international REDD+ carbon accounting requirements are met	Semi-annual	CCU	
Output 2.c.6	Conflict resolution institutional arrangements defined	2.c.1.vi Degree of operationality of Grievance Mechanism in terms of:	No grievance mechanism	High degree of operationality:	Grievance mechanism records and files, with conflict resolution protocol and process, using an ombudsperson	Semi-annual	CCU	
		- Number of people aware of it		- Population of all communities with REDD+ projects				
		- % of targeted population able to access it		- 100% have access				
		- % of cases resolved through the mechanism		- 100% of cases resolved				
R-PP Sub-component 2.d.: Social and Environmental Impacts								
Outcome 2.d	Measures to mitigate and avoid negative social and	O5.1 Degree of implementation of measures foreseen	N/A	All necessary measures by 12/2014	CCU	Semi-annual	CCU	

R-PP Results Level	R-PP Results	Indicator	Baseline (2009)	Target by 10/2015	Method / Source of Verification	Frequency of data collection	Responsibility for M&E Reporting	TL
	environmental impacts are implemented	in SESA						
Output 2.d.1	Initial SESA diagnostic analysis (desk-based)	2.d.1 Status of desk-based diagnostic analysis	Limited and scattered information on potential SESA issues	Completed desk-based diagnostic analysis	REDD+ Secretariat files, with documentation of validation by stakeholders	Semi-annual	CCU	
Output 2.d.2	Consultative stakeholder SESA analysis	2.d.2.i Number of stakeholders (by category, gender and age) consulted and trained during SESA process (FCPF 3.1.b)	No consultative SESA analysis	TBD. X participants at Y national, Z regional, W local level consultations, X learning groups with at least X men/Y women/Z youth from CSO and IP	Records of consultations	Semi-annual	CCU	
		2.d.2.ii Status of SESA stakeholder consultations	No SESA consultations	At least 1 SESA stakeholder consultations held in each region	REDD+ Secretariat files, with records of consultations involving all key stakeholders	Semi-annual	CCU	
Output 2.d.3	Analysis of World Bank social and environmental standards	2.d.3.i Level of compatibility of planned REDD+ activities with World Bank safeguard policies	Compatibility unknown	100% compatibility expected for all REDD+ activities	CCU, FCPF FMT	Semi-annual	CCU	
		2.d.3.ii Examples of indicators for enhancement of livelihoods of local communities and for biodiversity	No relevant results produced as yet	REDD+ strategy, monitoring and ER-Programs incorporate indicators related to biodiversity conservation and	REDD+ strategy and ER-PIN results frameworks	Semi-annual	CCU	



R-PP Results Level	R-PP Results	Indicator	Baseline (2009)	Target by 10/2015	Method / Source of Verification	Frequency of data collection	Responsibility for M&E Reporting	TL
		conservation included in ESMF and REDD+ strategy (FCPF 3.B.)		livelihood of local communities in addition to other co-benefits and safeguards				
Output 2.d.4	National SESA working group meetings	2.d.4 Number and participation in national SESA working group meetings	No SESA working group	Working group meets sufficient number of times with quorum to produce recommendations for REDD+ strategies to ensure compliance with SESA safeguards	SESA working group meeting minutes	Semi-annual	CCU	
Output 2.d.5	Ongoing SESA monitoring	2.d.5 Availability of reporting on SESA compliance	No reporting	Annual report to ENRAC on SESA compliance available	REDD+ Secretariat annual report on SESA compliance	Semi-annual	CCU	
R-PP Component 3: Develop a Reference Scenario								
Outcome 3	Sound reference level established	O3.1 A reference level for emissions and removals is available	No reference level for emissions and removals	Available by 12/2014	R-PP Assessment	Semi-annual	CCU	
Output 3.1	Capacity in place for emissions quantification and scenario development	3.1.i Data availability (Landsat TM and ETM+ imagery for 2000-2009) for quantification of emissions	FC does not have data	Data available for emissions quantifications by 6/2014 (completed)	Nationally produced emissions quantification for 2000-2009 available for R-PP Assessment	Semi-annual	CCU	

R-PP Results Level	R-PP Results	Indicator	Baseline (2009)	Target by 10/2015	Method / Source of Verification	Frequency of data collection	Responsibility for M&E Reporting	TL
		3.1.ii Technology (GIS and image process hardware and software) available for quantification of emissions	FC does not have technology	Technology in-place for emissions quantification by 6/2014 (completed)	Nationally produced emissions quantification for 2000-2009 available for R-PP Assessment	Semi-annual	CCU	
		3.1.iii Capacity of FC and FORIG staff to analyze historic emissions	FC and FORIG staff not sufficiently trained for emissions analysis	FC and FORIG staff can calculate historic emissions, using sufficient data and available technology by 6/2014	Nationally produced emissions quantification for 2000-2009 available for R-PP Assessment	Semi-annual	CCU	
Output 3.2	Historic emissions quantified for 2000-2009 at national level	3.2 Availability of historic emissions quantification for 1990-2000-2010	No quantification of emissions	Historic national emissions quantification for 1990-2000-2010 available by 10/2014	R-PP Assessment process	Semi-annual	CCU	
Output 3.3	Future emissions trajectories developed	3.3 Availability of emissions trajectories	No emissions trajectories	Emissions trajectories available and validated by 10/2014	R-PP Assessment process	Semi-annual	CCU	
R-PP Component 4: Design a Monitoring System								
Outcome 4	National forest monitoring system that allows sound MRV is operational	O4.1 MRV System complies to international standards	No MRV system	Full system in compliance to IPCC Guidelines and Standards by 10/2015	R-PP Assessment process	Semi-annual	CCU	
		O4.2 Soundness of data verified	No MRV data	Data verified and adjusted as required	MRV database	Semi-annual	CCU	

R-PP Results Level	R-PP Results	Indicator	Baseline (2009)	Target by 10/2015	Method / Source of Verification	Frequency of data collection	Responsibility for M&E Reporting	TL
Output 4.1	MRV system designed	4.1 Existence and status of MRV protocols	No MRV system	MRV protocols produced, agreed and validated by relevant stakeholders by 10/2014	R-PP Assessment process	Semi-annual	CCU	
Output 4.2	Training on information management for National REDD+ Registry (including biodiversity indicators)	4.2 Number of persons trained in Forest Carbon monitoring by gender	No persons trained	National level – 5 people (m/f) trained per year to facilitate carbon and non-carbon monitoring for all REDD+/FIP pilot sites	CCU	Semi-annual	CCU	
Output 4.3	MRV system piloting	4.3.i Use of MRV system for REDD+/FIP pilot projects (MRV implemented/Total carbon stock recorded)	MRV system not applied or tested	MRV system used for all REDD+/FIP pilot projects starting 6/2014	CCU	Annual	CPME	
		4.3.ii Total forest cover (on/off reserve) monitored	4.9m ha	60,000 ha added	FSD	Annual	CPME	
Output 4.4	Verification auditing	4.4.i Verification audit completions	No MRV verification audits	Verification audits conducted for all REDD+/FIP pilot projects by 12/2015	REDD+ Secretariat	Semi-annual	CCU	
		4.4.ii LULUCF closely monitored	Reliance on FAO's Forest Resources Assessment (FRA)	Core team trained on GIS	RMSC	Annual	CPME	
R-PP Component 5: Schedule and Budget								

R-PP Results Level	R-PP Results	Indicator	Baseline (2009)	Target by 10/2015	Method / Source of Verification	Frequency of data collection	Responsibility for M&E Reporting	TL
Component 5	R-PP process completed on time with available resources	5.1 FCPF R-PP Grant disbursement rate (FCPF1.3.d)	N/A	At least 90% of planned annual amounts	CCU	Semi-annual	CCU	
		5.2 Overall R-PP grant disbursement rate (FCPF 1.3.d)	N/A	N/A - There is government additional R-PP co-financing, but it is not subject to an annual disbursement rate, it is just annual government sector budget. [Global target: At least 90% of planned annual amounts once co-funding agreements signed]	CCU	Semi-annual	CCU	
		5.3 Financial amounts used to enable active participation of IPs, CSOs and local communities in national REDD+ readiness (FCPF 3.1.a.i)	N/A	TBD - CCU Could report on amount of financial resources used for civil society participation if necessary - Can also use resources from DGM under FIP, so info would be coming from there.	CCU and FIP	Semi-annual	CCU, FIP Secretariat in MLNR	
		5.4 Disbursements for ER Program according to plans	N/A	TBD, Amount and date according to ERPA schedule or other ER scheme schedule	CCU	Semi-annual	CCU	
R-PP Component 6: Design a Monitoring & Evaluation								

R-PP Results Level	R-PP Results	Indicator	Baseline (2009)	Target by 10/2015	Method / Source of Verification	Frequency of data collection	Responsibility for M&E Reporting	TL
Program								
Component 6	M&E Framework developed	6.1 Level of achievement of planned project milestones according to approved Readiness Preparation grant (FCPF 1.3.b.)	N/A	100% progressing well	CCU semi-annual report	Semi-annual	CCU	
		6.2 Performance Measurement Framework produced and validated	No PMF	Available 4/2014	CCU	Semi-annual	CCU	
		6.3 Annual reports with biannual update submitted on reporting deadlines	N/A	2 reports/year	FCPF website	Semi-annual	CCU	
		6.4 Proportion of draft annual reports reviewed and commented by relevant stakeholder groups	N/A	100% starting 4/2014	CCU	Semi-annual	CCU	
		6.5 Functional Computerized M&E system developed and regionally deployed	Current FC M&E system	M&E system regionally deployed, with inclusion of elements relevant to REDD+ activities	FC IT Department	Annual	CPME	
R-PP Completion: REDD+ Readiness Assessed								

R-PP Results Level	R-PP Results	Indicator	Baseline (2009)	Target by 10/2015	Method / Source of Verification	Frequency of data collection	Responsibility for M&E Reporting	TL
R-PP Completion	REDD+ Readiness Assessment	C.1 Consulted Midterm progress review (FCPF 1.3.a.) available	No mid-term review	Available 5/2014	FCPF website	Mid-point of R-PP implementation	CCU	
		C.2 Independent final review of R-Package (FCPF 1.A.2.)	No final review	Available 6/2015	FCPF website	End of R-PP implementation	CCU	

5. REPORTING

As explained in the Readiness Package Assessment Framework⁶, “Readiness phase reporting requirements are stipulated in the Readiness Preparation Grant Agreement (or equivalent document, depending on the Delivery Partner) and include the submission of a mid-term progress report (See FMT Note 2012-7 rev on “Process for Submitting and Reviewing Mid-Term Progress Reports and Requests for Additional Funding by Participating REDD+ Countries”).”

Participant countries in FCPF are expected to produce annual reports by every 30 August, with 6-month updates by every 30 March. A specific reporting template (Annex 1) has been set-up at the Facility-level M&E framework. Reporting on each R-PP component will assess overall R-PP progress against final R-PP targets.

Table 4 on the next pages summarizes the Readiness process purpose and assessment criteria for the R-PP components.

⁶ Readiness Package Assessment Framework, FCPF Readiness Fund, p2, March 26, 2013

Table 4: R-PP Components Purpose and Linkage to Assessment Criteria

Component	Sub-component	Purpose	Assessment Criteria
Sub-Component 1a – National REDD+ Management Arrangements		Purpose: setting-up national readiness management arrangements to manage and coordinate the REDD-plus readiness activities whilst mainstreaming REDD-plus into broader strategies	Assessment Criteria: (i) accountability and transparency; (ii) operating mandate and budget; (iii) multi-sector coordination mechanisms and cross-sector collaboration; (iv) technical supervision capacity; (v) funds management capacity; (vi) feedback and grievance redress mechanism
Outcome 1.a	Governance for REDD+ readiness fully deployed		
Output 1.a.1	Strengthened REDD+ Secretariat		
Output 1.a.2	Strengthened REDD+ NRWG, and NREG Technical Coordination Committee+ (TCC+)		
Output 1.a.3	Strengthened National Forest Forum		
Output 1.a.4	Environment and Natural Resources Advisory Council established		
R-PP Sub-component 1.b.: Stakeholder consultation and participation		Purpose: broad consultation with and participation of key stakeholders for future REDD+ programs, to ensure participation of different social groups, transparency and accountability of decision-making	Assessment Criteria: (i) participation and engagement of key stakeholders; (ii) consultation processes; (iii) information sharing and accessibility of information; (iv) implementation and public disclosure of consultation outcomes
Outcome 1.b	Stakeholders from local to national level capable and willing to engage on REDD+ implementation		
Output 1.b.1	Consultation and participation working groups established		
Output 1.b.2	REDD+ information sharing activities: trainings, briefing materials, stakeholder led information sharing		
Output 1.b.3	Expert consultations, workshops, and focus groups		
Output 1.b.4	Stakeholder consultations on key pilot projects and legal / institutional changes		
Output 1.b.5	Validation consultation for national REDD+ strategy		

R-PP Sub-component 2.a.: Assessment of Land Use, Forest Policy, and Governance		Purpose: identification of key drivers of deforestation and/or forest degradation, as well as activities concerning conservation, sustainable management of forests, and enhancement of forest carbon stocks	Assessment Criteria: (i) assessment and analysis; (ii) prioritization of direct and indirect drivers/barriers to forest enhancement; (iii) links between drivers/barriers and REDD+ activities; (iv) actions plans to address natural resource right, land tenure, governance; (v) implications for forest law and policy
Outcome 2.a	Improved knowledge and understanding of key drivers for deforestation and forest degradation		
Output 2.a.1	Research studies on land use, forest policy, and governance to further understand causes and drivers		
R-PP Sub-component 2.b.: REDD+ Strategy Options		Purpose: Develop a set of policies and programs for addressing the drivers of deforestation and/or forest degradation	Assessment Criteria: (i) selection and prioritization of REDD+ strategy options; (ii) feasibility assessment; (iii) implications for strategy options on existing sectoral policies
Outcome 2.b	Comprehensive and coherent REDD+ implementation strategy formally validated nationally		
Output 2.b.1	Studies to support national expert consultations		
Output 2.b.2	Information dissemination through media and internet		
Output 2.b.3	Demonstration and pilot activities		
Output 2.b.4	Final REDD+ Strategy selected		
R-PP Sub-component 2.c.: Arrangements for REDD+ Implementation		Purpose: Set out credible and transparent institutional, economic, legal and governance arrangements necessary to implement REDD+ strategy options	Assessment Criteria: (i) adoption and implementation of legislation/regulations; (ii) guidelines for implementation; (iii) benefit sharing mechanism; (iv) national REDD+ registry and system monitoring REDD+ activities
Outcome 2.c	Governance framework for REDD+ implementation fully developed and validated		
Output 2.c.1	Information clearinghouse function addressed through FC sub-website for REDD+		
Output 2.c.2	Information sharing protocol on financial aspects, and best practice options for benefit sharing		

Output 2.c.3	REDD+/FIP pilot projects with lessons produced		
Output 2.c.4	Institutional arrangements mapping, and institutional capacity strengthening activities		
Output 2.c.5	Carbon accounting registry management arrangements defined		
Output 2.c.6	Conflict resolution institutional arrangements defined		
R-PP Sub-component 2.d.: Social and Environmental Impacts		Purpose: Ensure compliance with the Common Approach and prepare a country specific Environmental and Social Management Framework (ESMF)	Assessment Criteria: (i) analysis of social and environmental safeguard issues; (ii) REDD+ strategy design with respect to impacts; (iii) Environmental and Social Management Framework
Outcome 2.d	Measures to mitigate and avoid negative social and environmental impacts are implemented		
Output 2.d.1	Initial SESA diagnostic analysis (desk-based)		
Output 2.d.2	Consultative stakeholder SESA analysis		
Output 2.d.3	Analysis of World Bank social and environmental standards		
Output 2.d.4	National SESA working group meetings		
Output 2.d.5	Ongoing SESA monitoring		
R-PP Component 3: Develop a Reference Scenario		Purpose: Development of the general approach to establish a REL/RL	Assessment Criteria: (i) demonstration of methodology; (ii) use of historical data, and adjusted for national circumstances; (iii) technical feasibility of the methodological approach, and consistency with UNFCCC/IPCC guidance and guidelines
Outcome 3	Sound reference level established		
Output 3.1	Capacity in place for emissions quantification and scenario development		
Output 3.2	Historic emissions quantified for 2000-2009 at national level		
Output 3.3	Future emissions trajectories developed		

R-PP Component 4: Design a Monitoring System		Purpose: Design and develop an operational forest monitoring system, including non-carbon aspects, and describe the approach to enhance the system over time	Assessment Criteria: (i) documentation of monitoring approach; (ii) demonstration of early implementation; (iii) institutional arrangements and capacities- Forests Assessment Criteria: (i) identification of relevant non-carbon aspects, and social and environmental issues; (ii) monitoring, reporting and information sharing; (iii) Institutional arrangements and capacities – Safeguards
Outcome 4	National forest monitoring system that allows sound MRV is operational		
Output 4.1	MRV system designed		
Output 4.2	Training on information management for National REDD+ Registry (including biodiversity indicators)		
Output 4.3	MRV system piloting		
Output 4.4	Verification auditing		
R-PP Component 5: Schedule and Budget			
Component 5	R-PP process completed on time with available resources		
R-PP Component 6: Design a Monitoring & Evaluation Program			
Component 6	M&E Framework developed		

ANNEX 1: REPORTING TEMPLATE FOR PC

REDD + ANNUAL COUNTRY PROGRESS REPORT
(with semi-annual update)
COUNTRY: GHANA
PERIOD: September 1, XXX – August 30, XXX

This country reporting framework has been developed following the structure of the FCPF Monitoring and Evaluation Framework, its logical framework and PMF, so as to facilitate and systematize the data analysis. The semi-annual country reporting should provide the FMT with indications of REDD+ countries' progress towards the achievement of their readiness activities and the implementation of their ER programs overtime, in a way that data are easily consolidated and provide indications on the level of achievement of the FCPF output, outcome and impact indicators as defined in the FCPF M&E Framework.

This suggested format below is an improvement over and replaces the national Readiness Progress Fact Sheets template that countries currently use to report progress before each PC meeting. This country reporting also builds on the structure and content of the R-PP template version 6 and its guidelines, and the R-Package Assessment Framework. A sample of assessed R-PPs and their Component 6 on M&E Framework and a sample of national Readiness Progress Fact Sheets have been reviewed as part of the development of this country reporting framework.

Submitted country reports should draw upon the country M&E system for REDD + (component 6 of R-PP) and should be prepared in consultation with members of REDD task force or equivalent body. Inputs from stakeholders including IPs and CSOs should be integrated into national reporting, and divergent views indicative of lack of consensus on specific issues should be recorded in the country report.

It is expected that the annual progress country reporting will be submitted to the FMT by August 30th each year. A self-assessment of progress will be conducted as part of this country reporting. An update of this country reporting will also be submitted by March 30th each year.

1. GENERAL INTRODUCTION

Introduction to the report, its main purpose and sections. Short description of FCPF support in country.

Ghana has been undertaking REDD+ readiness activities since July, 2008 when the nation's REDD+ Readiness Plan Idea Note (R-PIN) was approved by the FCPF. A \$200,000 FCPF Preparation Grant Agreement for REDD+ Readiness Preparation Proposal (R-PP) was signed on 1 April, 2009 and disbursed by November, 2009.

The R-PP was submitted to FCPF in December, 2009. The R-PP was further assessed and approved by FCPF PC at the PC5 in Gabon as per Resolution PC/5/2010/3 of March, 2010 subject to revision to address specific comments. The revised R-PP was submitted to the FCPF in accordance with the PC5 resolution in December, 2010.

In early October 2011, the FCPF Readiness Grant preparation, which included - fiduciary arrangements, World Bank due diligence and preparation of R-PP Assessment Note, were completed. The FCPF Readiness Grant Agreement was signed in October, 2011 and the formal launch of the REDD+ Readiness Programme took place on the 26th of April 2012 in Accra. The launch was attended by a cross-section of stakeholder representatives.

This report provides an update of the progress that has been made in the implementation of the R-PP from January to September, 2013 and includes the key issues, challenges and risks that have been identified during the implementation process.

The report has five main sections. **Section 2** of the report provides a summary of the key issues and problems that have been identified during the implementation of the R-PP and also outlines the next steps to be undertaken under the R-PP implementation.

Section 3 provides data on the progress made in the R-PP implementation during the reporting period. An analysis of major issues, challenges and risks which have been identified thus far are presented in **Section 4** whereas the key lessons learnt during the period of R-PP implementation are presented in **Section 5**.

2. SUMMARY OF REPORT

Summary of progress, key achievements with a focus on higher level results and important issues/problems that arose during the reporting period. Highlights of next steps in following period (key bullets only)

This section provides an overview of the progress achieved to date in Ghana's R-PP implementation in order to achieve the following: to examine the level of successes or lapses; to analyse the factors that have led to the results attained; and to assess the challenges and opportunities thereof, and lessons and experiences to be drawn.

[TO BE COMPLETED FOR REPORTING PERIOD]

3. MAIN ACHIEVEMENTS AND RESULTS DURING THE PERIOD

The section below should provide qualitative and quantitative data on the progress towards expected results along the following subsections. Information is to be provided cumulatively. If the information requested is not available or not relevant at the time of the reporting, indicate “does not apply – n/a”.

3.1 PROGRESS AT THE IMPACT LEVEL (if any data available)

Please provide here any quantitative and qualitative information, if available on the following criteria/indicators.

Number of tons of CO2 emissions from deforestation and forest degradation reduced in the country during the reporting period as compared to the measured REL/RL, if any
(FCPF M&E Framework Indicator I.2.B; Ghana PMF Indicator I.2.1):

National Forest Reference Emission Level (REL)/Reference Level (RL) defined:	n/a
Number of tons reduced during the reporting period as compared to REL/RL:	n/a

Amount of non-FCPF investments under R-PP process in Participant countries and for implementation of ER Programs (e.g. FIP, bilateral donors, private sector)
(FCPF M&E Framework Indicator I.4.A; Ghana PMF indicator I.3.3):

<u>Source:</u> Gordon and Betty Moore Foundation for stakeholder consultations	<u>Amount provided:</u> US\$ 22,000.00
--	--

<u>Source:</u>	<u>Amount provided:</u>
----------------	-------------------------

Amount of non-FCPF investments received for implementation of ER Programs (e.g. FIP, bilateral donors, private sector), if relevant (FCPF M&E Framework Indicator I.4.A; GhanaPMF indicator I.3.3):

<u>Source:</u> Japanese Funded Forest Preservation Programme (FPP) [Technology Transfer and Support for trend analysis of forest land change, Forest resource map, biomass and C-Stock estimation and Capacity building]	<u>Amount provided:</u> US \$ 7,800,000.00
--	--

<u>Source:</u> GIZ Supporting Ghana in Forest Monitoring based on German Remote Sensing Technology.	<u>Amount provided:</u> €500,000.00
---	-------------------------------------

<u>Source:</u> Gordon and Betty Moore Foundation for Biomass map	<u>Amount provided:</u> US \$ 126,063.00
--	--

Level of multi-stakeholder participation and engagement in decision making processes related to emission reductions and forest resource management (*FCPF M&E Framework Indicator I.5.A; GhanaPMF indicator I.1.1*):

Please describe the process of engagement and consultation implemented:

A call was made both locally and internationally for interested organisations, individuals and institutions to submit feasible REDD+ proposals that would be subjected to piloting and testing on the ground. A total of seven feasible proposals were selected out of 17 proposals submitted. The project proponents have been taken through a series of training workshops on REDD+ related issues. Their views and opinions have been sought to define the right implementation modalities for the pilots.

Similarly, there have been open invitations for all REDD+ actors in the country to register with the national REDD+ secretariat. These actors/ registrants are continually being engaged in workshops and other participatory activities to ensure that REDD+ activities are coordinated.

Traditional authorities and landowners were also at different forums consulted on the right approaches to REDD+ implementation. Frontline staff of the Forestry Commission are also being sensitised on REDD+ readiness and also their role in the process.

Please describe the level of participation and engagement for the following stakeholder categories:

- Government Agencies:

The multi-stakeholder sub-working groups which have been formed under the REDD+ R-PP implementation draws from the expertise of several government agencies including the Ministries of: Finance and Economic Planning (MoFEP); Food and Agriculture (MoFA); Energy and Petroleum; Lands and Natural Resources (MLNR); Environment, Science, Technology and Innovation (MESTI) and Local Government and Rural Development (MLGRD); as well as the Environmental Protection Agency (EPA); Minerals Commission, Energy Commission and other divisions and departments of the Forestry Commission.

- Indigenous Peoples:

- Other forest-dependent communities, if any:

One of the key aims of Ghana's R-PP preparation and implementation is the active engagement and participation of forest dependent/ local communities. To date, significant progress has been made through outreach programmes involving local communities, traditional authorities and land owners. Local communities are represented on the National REDD+ Working Group.

- Women:

A Gender roadmap has been developed to mainstream issues on gender and vulnerable groups in the implementation of the REDD+ readiness process. It sets out guidelines and policy approaches that ensure the promotion of women's rights and effective participation in REDD+ issues.

- Youth:

Youth involvement in the environment sector particularly in afforestation and reforestation

activities in Ghana is very well-documented. On the other hand, the youth are engaged in many socio-economic activities that undermine environmental integrity e.g. illegal small scale mining (galamsey), charcoal production, illegal chainsawing, group hunting of wildlife etc. The communication strategy therefore identifies the youth as an important target group with huge potential for the advancement of REDD+ in Ghana.

- CSOs:

The REDD+ secretariat works closely with both local and international Civil Society Groups, such as Netherlands Development Organization (SNV), IUCN, Forest Watch, Tropenbos International (TBI), Rainforest Alliance (RFA), Nature Conservation Research Centre (NCRC) and Conservation Alliance (CA). Some of the activities they are engaged in include REDD+ awareness creation, capacity building, REDD+ pilot activities and field research. Some of the CSOs, for example, Civic Response and TBI, serve on the National REDD+ Working Group (NRWG).

- Private entities:

Private sector actors are involved with the REDD+ process at various levels such as policy formulation and on the ground implementation as well as provision of various services. For example, the Ghana Timber Association and Ghana Timber Millers Organisation serve as a liaison between the REDD+ Secretariat and the timber industry while Portal Limited and Vicdoris Limited are engaged in REDD+ demonstration activities. Other corporate institutions including Pricewaterhouse Coopers provide consultancy services.

- Donors:

Donors such as the World Bank (FCPF), GIZ, Japanese Government, Swiss Government (SECO), USAID, and the Gordon and Betty Moore Foundation provide multilateral, bilateral and private funds to advance the REDD+ process in Ghana through targeted support for institutional strengthening, capacity building, forest monitoring, stakeholder engagement, REDD+ demonstration activities, policy formulation etc. The development partners have a representative on the NRWG.

- Research/Academia

Institutions such as the Forestry Research Institute of Ghana (FORIG), the Faculty of Renewable Natural Resources (FRNR) of the Kwame Nkrumah University of Science and Technology (KNUST), the Centre for Remote Sensing and Geographic Information Systems (CERGIS) of the University of Ghana (UG) and the Cocoa Research Institute of Ghana (CRIG) have been actively involved in providing technical assistance for Ghana's REDD+ readiness process.

- Others, please specify:

Nb. and type of policy reforms initiated, completed or underway complying to REDD+ standards, if any (*FCPF M&E Framework Indicator I.5.B; Ghana PMF indicator I.1.2*):

Number of policy reforms during the reporting period that are:

- Underway:

1. Plantation strategy, 2. Forest Development Master Plan, 5. Tree tenure policy under ENRAC technical assistance by World Bank, 6. Benefit sharing policy;

- Completed:

3. National Climate Change Policy (2013)

4. Forest and Wildlife Policy (2012)

Please describe these policy reforms:

1. Plantation strategy:

2. Forest Development Master Plan:

3. National Climate Change Policy (2013): The National Climate Change Policy recognises that low carbon growth could open up access to international funding through initiatives such as REDD+.

4. Forest and Wildlife policy (2012): A major revision of Ghana's Forest and Wildlife policy has been undertaken to ensure that the policy is consistent with on-going reforms in the forestry sector and on-going multinational initiatives such as the REDD+ scheme, VPA and NLBI.

5. Tree tenure policy under ENRAC technical assistance by World Bank:

6. Benefit sharing policy:

3.2 PROGRESS AT THE OUTCOME AND OUTPUT LEVEL

3.2.1. REDD Readiness Progress

- Outcome level

As a synthesis of the following output level assessments, please briefly describe here the progress made during the reporting period in developing the country Readiness Package (*FCPF M&E Framework Indicator 1.A; Ghana PMF indicator I.3.1*):

Progress made during the reporting period in developing the country Readiness Package:

Outcome #	Description	Progress Summary
Outcome 1.a	Governance for REDD+ readiness fully deployed	
Outcome 1.b	Stakeholders from local to national level capable and willing to engage on REDD+ implementation	
Outcome 2.a	Improved knowledge and understanding of key drivers for deforestation and forest degradation	
Outcome 2.b	Comprehensive and coherent REDD+ implementation strategy formally validated nationally	

Outcome 2.c	Governance framework for REDD+ implementation fully developed and validated	
Outcome 2.d	Measures to mitigate and avoid negative social and environmental impacts are implemented	
Outcome 3	Sound reference level established	
Outcome 4	National forest monitoring system that allows sound MRV is operational	

- Output level

Please indicate which of your country R-PP components and sub-components have received support from FCPF through the Readiness Preparation Grant (>3.4 million USD)		
Components	Sub-components	Planned Support from FCPF (Yes/No) Amount in thousand US\$ and in % of total
1. Readiness Organization and Consultation	1a. National REDD+ Management Arrangements	Yes (USD/%)
	1b. Consultation, Participation, and Outreach	Yes (USD/%)
2. REDD+ Strategy Preparation	2a. Assessment of Land Use, Land Use Change Drivers, Forest Law, Policy and Governance	Yes (USD/%)
	2b. REDD+ Strategy Options	Yes (USD/%)
	2c. Implementation Framework	Yes (USD/%)
	2d. Social and Environmental Impacts	Yes (USD/%)
3. Reference Emissions Level/Reference Levels		Yes (USD/%)
4. Monitoring Systems for Forests and Safeguards	4a. National Forest Monitoring System	4a Yes (USD/%)
	4b. Information System for Multiple Benefits, Other Impacts, Governance, and Safeguards	4b Yes (USD/%)
6. Design a Program Monitoring and Evaluation Framework		Yes (USD/%)

Level of implementation of R-PP ⁷ as a whole:
<p><u>Please describe the current R-PP implementation stage:</u></p> <p>Ghana's R-PP implementation process involves three main steps:</p> <ol style="list-style-type: none"> 1. Analysis, Preparation, and Consultation 2. Piloting and Consultation 3. Becoming Ready <p>The level of implementation of the proposed activities for each step of the R-PP implementation phase are outlined below:</p>

⁷Please note that you will be able to assess progress on the implementation of R-PP-P components and sub-components in table included in the following pages.

Step 1: Analysis, Preparation and Consultation

Activities	Level of Implementation
1. Detailed analysis of REDD+ policy, legal and technical requirements	
2. Setting of the Reference Emission Level	
3. Confirmation of institutional roles, responsibilities and oversight for REDD+	
4. Establishment of the entity responsible for MRV	
5. Selection of potential pilots / demonstration activities	
6. Continued consultation, information sharing, and awareness raising on REDD+ strategy, legislative and institutional proposals	
7. Finalization of REDD+ strategy (to progress towards REDD+ readiness)	






Step 2: Piloting and Consultation

Activities	Level of Implementation
1. Initial capacity development for pilots	
2. Establishment of pilots / demonstration activities	
3. Establishment of carbon accounting registry	
4. Testing of carbon measurement, accounting and MRV procedure	
5. Consultation around demonstrations and pilots	
6. Consultation on potential REDD+ policies, decisions and actions	
7. Training needs analysis for full REDD+ implementation	

Step 3: Becoming Ready

The activities implemented in Steps 1 and 2 are contributing to Ghana's strategy to become ready for full REDD+ implementation.

Level of achievement of planned milestones according to approved FCPF-financed Readiness Fund Grant (>3.4 million USD) (FCPF M&E Framework 1.3.b.):






<u>Planned Milestones :</u>	<u>Level of Achievement⁸:</u>	<u>Tracking⁹:</u>
1. National Readiness Management arrangements and Stakeholder dialogue, consultations, participation and awareness raising	1.	<p><i>Please select your light rating:</i></p>  ● Significant progress
2. Development of the national REDD+ strategy and demonstration(pilots) activities on the ground	2.	 ● Progressing well, further development required
3. Establishment of reference emission levels and Reference levels (Reference scenario)	3.	 ● Further development required
4. Development of transparent and robust national forest monitoring systems(e.g. MRV)	4.	 ● Not yet demonstrating progress
5. Establishment of Social and Environmental Safeguards(e.g. SESA)	5.	 ● Non Applicable
6. Development of benefit sharing and Conflict resolution mechanisms(e.g. GRFM)	6.	<p><i>Please explain why:</i></p>
7. Development of a Monitoring and Evaluation framework to keep track of the national REDD+ Readiness process	7.	

⁸Countries are expected to provide data on the overall level of achievement of planned milestones as defined in their Readiness Preparation Grant Agreement, and, if applicable, additional grant of up to \$5 million. For instance, under their Preparation Readiness Grant Agreement (>3.2 million USD), Countries should provide data on (i) the support to the Coordination of the REDD+ Readiness Process and Multi-Stakeholder Consultations; (ii) the contribution to the Design of a National REDD+ Strategy; and (iii) the preparation of a National Reference Scenario for REDD+






⁹The level of achievement of planned milestones according to approved RF grant will be summarized through progress scores related to the synthesis of an overall achievement, qualitatively expressed on a four-color 'traffic light' scale and then explained. In case the assessment is not applicable, a fifth color scale "Non Applicable" can be selected.

This 'traffic light' scale is based on the system contained in the R-Package Assessment Framework

Degree of achievement of planned milestones per R-PP component and sub-component (*FCPF M&E Framework 1.3.c.*).
Countries are expected to rate progress toward the implementation of R-PP sub-component only once a year, as part of the reporting submitted by August 30th each year

Sub-component	Indicators	Progress against targets		Tracking ¹⁰ (<i>Double-click on check box to select your light rating</i>)
	Planned Milestones (Indicators)	Expected Target	Achievement	
Component 1 – Readiness Organization and Consultation				
Sub-Component 1a – National REDD+ Management Arrangements <i>Purpose: setting-up national readiness management arrangements to manage and coordinate the REDD-plus readiness activities whilst mainstreaming REDD-plus into broader strategies</i> <i>Assessment Criteria: (i) accountability and transparency; (ii) operating mandate and budget; (iii) multi-sector coordination mechanisms and cross-sector collaboration; (iv) technical supervision capacity; (v) funds management capacity; (vi) feedback and grievance redress mechanism</i>	O1.1 Degree of inclusiveness and functionality of NRWG, expanded Technical Coordination Committee (TCC+)	TCC+ in place, to take over technical backstopping for the cabinet body, inclusive in terms of representation) and fully functional (in terms of level of participation, frequency of meeting and performance of its functions)		 <input type="checkbox"/> Significant Progress  <input type="checkbox"/> Progressing well, further development required  <input type="checkbox"/> Further development required  <input type="checkbox"/> Not yet demonstrating progress  <input type="checkbox"/> Not applicable <i>Please explain why:</i>
	O1.2 Transparent and Inclusive MTR and R-Package review process	MTR and R-Package shared and consulted with relevant Stakeholders (Indigenous Peoples and local communities) before submission		
	1.a.1.i Number of REDD+ Secretariat technical staff	9 - but limited by space!		
	1.a.1.ii REDD+ Secretariat TORs status	TORs clearly defined, validated and approved by NRWG - R-PP annex		
	1.a.2.i Number of meetings / year with quorum	4 meetings/year with quorum		
	1.a.2.ii NRWG TORs status	TORs clearly defined,		






¹⁰The level of achievement of planned milestones per R-PP component should be self-assessed and reported, as well as summarized through progress scores related to the synthesis of this overall achievement, qualitatively expressed on a four-color 'traffic light' scale and then briefly explained. In case the assessment is not applicable, a fifth color scale 'Non Applicable' can be selected. This 'traffic light' scale is based on the system contained in the R-Package Assessment Framework. The R-Package assessment criteria are included to assist countries identify, plan and track their readiness preparations progress with the core aspects and desired outcomes of readiness preparation activities as contained in R-Package Assessment Framework.

Sub-component	Indicators	Progress against targets		Tracking ¹⁰ (Double-click on check box to select your light rating)	
	Planned Milestones (Indicators)	Expected Target	Achievement		
		validated, and approved by NREG/ENRAC			
	1.a.2.ii NRWG membership status	Membership confirmed and agreed by all stakeholders			
	1.a.3.i Number of Forest Forum meetings organized	Forest Forum meets at least 2x/year			
	1.a.3.ii Forest Forum capacity to act as coordinated body to support policy development, independent of the FC	Forest Forum meets and produces policy papers with support from DGM under FIP			
	1.a.4 Number of ENRAC meetings / year with effective decisions taken regarding REDD issues	2 meetings/year			
Sub-Component 1b – Consultation, Participation, and Outreach <i>Purpose: broad consultation with and participation of key stakeholders for future REDD+ programs, to ensure participation of different social groups, transparency and accountability of decision-making</i> <i>Assessment Criteria: (i) participation and engagement of key stakeholders; (ii) consultation processes; (iii) information sharing and accessibility of information; (iv) implementation and public disclosure of consultation outcomes</i>	O1.b.1 Degree of participation of different stakeholders in different events on REDD+	Increasing / enhancing participation		 <input type="checkbox"/> Significant Progress  <input type="checkbox"/> Progressing well, further development required  <input type="checkbox"/> Further development required  <input type="checkbox"/> Not yet demonstrating progress  <input type="checkbox"/> Not applicable <i>Please explain why:</i>	
	1.b.1. Number of Ghanaian experts who participated in any South-south learning activities (disaggregated by gender) (FCPC 4.2.b)	6 (2013), increasing each year to start of ERP			
	1.b.2.i Number of stakeholder groups capable of making informed inputs to REDD+ consultations	20 key REDD+ stakeholders, with at least 2 from each major stakeholder group (see stakeholder list)			
	1.b.2.ii Number of public awareness campaigns organized on climate change	3 awareness workshops conducted			
	1.b.3 Strategic reviews of relevant existing knowledge and lessons from expert experiences on key REDD+	Expert input papers on each of 8 (sub)components of the R-PP process by 12/2014			






Sub-component	Indicators	Progress against targets		Tracking ¹⁰ (Double-click on check box to select your light rating)
	Planned Milestones (Indicators)	Expected Target	Achievement	
	issues			
	1.b.4.i Existence of stakeholder feedback on REDD+/FIP pilot projects	Feedback on each pilot project from at least three stakeholder organizations by 6/2015		
	1.b.4.ii Consultative multi-stakeholder process on key legal / institutional changes	Key stakeholders provide formal letters of support or endorsements for key legal / institutional changes		
	1.b.5 Status of national REDD+ strategy	Strategy validated by all key stakeholders		

Sub-component	Indicators	Progress against targets		Tracking ¹⁰ (Double-click on check box to select your light rating)
	Planned Milestones (Indicators)	Expected Target	Achievement	
R-PP Component 2 – REDD+ Strategy Preparation				
Subcomponent 2a: Assessment of Land Use, Land Use Change Drivers, Forest Law, Policy and Governance <i>Purpose: identification of key drivers of deforestation and/or forest degradation, as well as activities concerning conservation, sustainable management of forests, and enhancement of forest carbon stocks</i> <i>Assessment Criteria: (i) assessment and analysis; (ii) prioritization of direct and indirect drivers/barriers to forest enhancement; (iii) links between drivers/barriers and REDD+ activities; (iv) actions plans to address natural resource right, land tenure, governance; (v) implications for forest law and policy</i>	O2.a.1 REDD+ strategy options formed based on sufficient understanding and knowledge of key drivers	Report published by 6/2015		<input checked="" type="checkbox"/> Significant Progress <input type="checkbox"/> Progressing well, further development required <input type="checkbox"/> Further development required <input type="checkbox"/> Not yet demonstrating progress <input checked="" type="checkbox"/> Not applicable <i>Please explain why:</i>
	O2.a.2 R-Package is in line with PC adopted assessment framework (FCPF O1.A)	R-Package submitted to the FCPF by 12/2014		
	2.a.1. Number of research gaps addressed of the 13 applied research gaps and priorities identified in R-PP	At least 50% of REDD+ related info gaps addressed through synthesis work of expert sub-working groups or other independent organizations by 12/2014		
Subcomponent 2b: REDD+ Strategy Options <i>Purpose: Develop a set of policies and programs for addressing the drivers of deforestation and/or forest degradation</i> <i>Assessment Criteria: (i) selection and prioritization of REDD+ strategy options; (ii) feasibility assessment; (iii) implications for</i>	O 2.b. Approved National REDD+ strategy report available	Report published by 6/2015		<input checked="" type="checkbox"/> Significant Progress <input type="checkbox"/> Progressing well, further development required <input type="checkbox"/> Further development required <input type="checkbox"/> Not yet demonstrating progress <input checked="" type="checkbox"/> Not applicable
	2.b.1.i Research inputs to the two expert consultations and four working groups on identified key issues	At least one input provided to each expert consultation and working group process		
	2.b.1.ii ER-PIN submitted (FCPF 2.2.a)	Submitted by 3/2014		
	2.b.2.i Number of relevant print media channels publishing proposed REDD+	Prior to validation and adoption, proposed REDD+ strategy is		






Sub-component	Indicators	Progress against targets		Tracking ¹⁰ (Double-click on check box to select your light rating)
	Planned Milestones (Indicators)	Expected Target	Achievement	
<i>strategy options on existing sectoral policies</i>	strategy	distributed in hard copy to all the regional and district offices, posted on FC and FCPF website, press release issued, and national newspaper reports on development of strategy		<i>Please explain why:</i>
	2.b.2.ii Number of relevant stakeholder organizations that have received a printed copy of proposed REDD+ strategy	At least 4 weeks prior to validation and adoption, proposed strategy is printed and disseminated to all key stakeholder organizations		
	2.b.3.i Status and number of pilot activities	Pilot activities initiated to test governance reforms, technical systems, and ensure good practice, while assessing impacts related to key issues (cocoa, chainsawing, logging, biodiversity, benefit sharing)		
	2.b.3.ii Number of REDD+ projects scaled-up	Scaling up of 5 REDD+ projects initiated		
	2.b.4 Level of incorporation of stakeholder inputs	Final agreed REDD+ strategy reflects all key stakeholder inputs, and is nationally validated and adopted by 6/2015		






Sub-component	Indicators	Progress against targets		Tracking ¹⁰ (Double-click on check box to select your light rating)
	Planned Milestones (Indicators)	Expected Target	Achievement	
<p>Subcomponent 2c: Implementation Framework</p> <p><i>Purpose: Set out credible and transparent institutional, economic, legal and governance arrangements necessary to implement REDD+ strategy options</i></p> <p><i>Assessment Criteria: (i) adoption and implementation of legislation/regulations; (ii) guidelines for implementation; (iii) benefit sharing mechanism; (iv) national REDD+ registry and system monitoring REDD+ activities</i></p>	O2.c Additional institutional structures for REDD+ implementation identified, designed and validated	According to architecture for institutional arrangement and structures by 12/2014		 <input type="checkbox"/> Significant Progress  <input type="checkbox"/> Progressing well, further development required  <input type="checkbox"/> Further development required  <input type="checkbox"/> Not yet demonstrating progress  <input type="checkbox"/> Not applicable <i>Please explain why:</i>
	2.c.1.i Existence of online public information clearinghouse website (FC sub-website for REDD+)	R-PP public information online clearinghouse website in existence, and information submitted to national Climate Change Support and Impact Monitoring Disclosure System (CCSI-MDS) project database managed by MESTI/EPA		
	2.c.1.ii Availability of public information on REDD+ readiness process	All key public documents posted to FC sub-website for REDD+ by 5/2014		
	2.c.2.i Existence of agreed carbon revenue disbursement procedures document based on national, regional, and international best practices for benefit sharing flows	Benefit sharing formula options document approved by all key stakeholders, including Ministry of Finance		
	2.c.3.i Existence of selection committee for pilot projects	Selection mechanism in place		
	2.c.3.ii Level of pilot project lesson documentation and dissemination	"Key lessons" captured for each REDD+/FIP pilot project by mid-point of implementation of projects through regular monitoring reports		
	2.c.4 Existence of institutional map based on REDD+ management requirements with roles and responsibilities defined for REDD+ strategies, actions, and policy program	Institutional mapping completed, with clearly defined roles and responsibilities for REDD+ management		






Sub-component	Indicators	Progress against targets		Tracking ¹⁰ <i>(Double-click on check box to select your light rating)</i>
	Planned Milestones (Indicators)	Expected Target	Achievement	
	measures			






Sub-component	Indicators	Progress against targets		Tracking ¹⁰ (Double-click on check box to select your light rating)
	Planned Milestones (Indicators)	Expected Target	Achievement	
	2.c.5.i Existence of carbon accounting registry procedures and management arrangements that meets international requirements	Documentation of clearly defined carbon accounting registry procedures and management arrangements, agreed by all key stakeholders, including Ministry of Finance		
	2.c.5.ii Adequacy of carbon accounting registry functioning	Carbon accounting registry functioning sufficiently to meet REDD+ implementation national and international needs and requirements		
	2.c.1.vi Degree of operationality of Grievance Mechanism in terms of: - Number of people aware of it - % of targeted population able to access it - % of cases resolved through the mechanism	High degree of operationality: - Population of all communities with REDD+ projects - 100% have access - 100% of cases resolved		
Subcomponent 2d: Social and Environmental Impacts <i>Purpose: Ensure compliance with the Common Approach and prepare a country specific Environmental and Social Management Framework (ESMF)</i> <i>Assessment Criteria: (i) analysis of social and environmental safeguard issues; (ii) REDD+ strategy design with respect to impacts; (iii) Environmental and Social</i>	O5.1 Degree of implementation of measures foreseen in SESA	All necessary measures by 12/2014		 <input type="checkbox"/> Significant Progress  <input type="checkbox"/> Progressing well, further development required  <input type="checkbox"/> Further development required  <input type="checkbox"/> Not yet demonstrating progress  <input type="checkbox"/> Not applicable
	2.d.1 Status of desk-based diagnostic analysis	Completed desk-based diagnostic analysis		
	2.d.2.i Number of stakeholders (by category, gender and age) consulted and trained during SESA process (FCPF 3.1.b)	TBD. X participants at Y national, Z regional, W local level consultations, X learning groups with at least X men/Y women/Z youth from CSO and IP		
	2.d.2.ii Status of SESA stakeholder consultations	At least 1 SESA stakeholder consultations held in each region		






Sub-component	Indicators	Progress against targets		Tracking ¹⁰ (Double-click on check box to select your light rating) Please explain why:
	Planned Milestones (Indicators)	Expected Target	Achievement	
Management Framework	2.d.3.i Level of compatibility of planned REDD+ activities with World Bank safeguard policies	100% compatibility expected for all REDD+ activities		
	2.d.3.ii Examples of indicators for enhancement of livelihoods of local communities and for biodiversity conservation included in ESMF and REDD+ strategy (FCPF 3.B.)	REDD+ strategy, monitoring and ER-Programs incorporate indicators related to biodiversity conservation and livelihood of local communities in addition to other co-benefits and safeguards		
	2.d.4 Number and participation in national SESA working group meetings	Working group meets sufficient number of times with quorum to produce recommendations for REDD+ strategies to ensure compliance with SESA safeguards		
	2.d.5 Availability of reporting on SESA compliance	Annual report to ENRAC on SESA compliance available		





Sub-component	Indicators	Progress against targets		Tracking ¹⁰ (Double-click on check box to select your light rating)
	Planned Milestones (Indicators)	Expected Target	Achievement	
R-PP Component 3 - Reference Emissions Level/Reference Levels				
<i>Purpose: Development of the general approach to establish a REL/RL Assessment Criteria: (i) demonstration of methodology; (ii) use of historical data, and adjusted for national circumstances; (iii) technical feasibility of the methodological approach, and consistency with UNFCCC/IPCC guidance and guidelines</i>	O3.1 A reference level for emissions and removals is available	Data available for emissions quantifications by 6/2014 (completed)		 <input type="checkbox"/> Significant Progress  <input type="checkbox"/> Progressing well, further development required  <input type="checkbox"/> Further development required  <input type="checkbox"/> Not yet demonstrating progress  <input type="checkbox"/> Not applicable <i>Please explain why:</i>
	3.1.i Data availability (Landsat TM and ETM+ imagery for 2000-2009) for quantification of emissions	Technology in-place for emissions quantification by 6/2014 (completed)		
	3.1.ii Technology (GIS and image process hardware and software) available for quantification of emissions	FC and FORIG staff can calculate historic emissions, using sufficient data and available technology by 6/2014		
	3.1.iii Capacity of FC and FORIG staff to analyze historic emissions	Historic national emissions quantification for 1990-2000-2010 available by 10/2014		
	3.2 Availability of historic emissions quantification for 1990-2000-2010	Emissions trajectories available and validated by 10/2014		
	3.3 Availability of emissions trajectories	Data available for emissions quantifications by 6/2014 (completed)		


Sub-component	Indicators	Progress against targets		Tracking ¹⁰ (Double-click on check box to select your light rating)
	Planned Milestones (Indicators)	Expected Target	Achievement	
R-PP Component 4 – Design a Monitoring System				
<p><i>Purpose: Purpose: Design and develop an operational forest monitoring system, including non-carbon aspects, and describe the approach to enhance the system over time</i></p> <p><i>Assessment Criteria: (i) documentation of monitoring approach; (ii) demonstration of early implementation; (iii) institutional arrangements and capacities- Forests</i></p> <p><i>Assessment Criteria: (i) identification of relevant non-carbon aspects, and social and environmental issues; (ii) monitoring, reporting and information sharing; (iii) Institutional arrangements and capacities – Safeguards</i></p>	O4.1 MRV System complies to international standards	Full system in compliance to IPCC Guidelines and Standards by 10/2015		 <input type="checkbox"/> Significant Progress  <input type="checkbox"/> Progressing well, further development required  <input type="checkbox"/> Further development required  <input type="checkbox"/> Not yet demonstrating progress  <input type="checkbox"/> Not applicable <i>Please explain why:</i>
	O4.2 Soundness of data verified	Data verified and adjusted as required		
	4.1 Existence and status of MRV protocols	MRV protocols produced, agreed and validated by relevant stakeholders by 10/2014		
	4.2 Number of persons trained in Forest Carbon monitoring by gender	National level – 5 people (m/f) trained per year to facilitate carbon and non-carbon monitoring for all REDD+/FIP pilot sites		
	4.3.i Use of MRV system for REDD+/ FIP pilot projects (MRV implemented/Total carbon stock recorded)	MRV system used for all REDD+/FIP pilot projects starting 6/2014		
	4.4.i Verification audit completions	Verification audits conducted for all REDD+/FIP pilot projects by 12/2015		
	4.4.ii LULUCF closely monitored	Core team trained on GIS		

Sub-component	Indicators	Progress against targets		Tracking ¹⁰ (Double-click on check box to select your light rating)
	Planned Milestones (Indicators)	Expected Target	Achievement	
R-PP Component 6 – Design a Program Monitoring and evaluation framework				
	6.1 Level of achievement of planned project milestones according to approved Readiness Preparation grant (FCPF 1.3.b.)	100% progressing well		 <input type="checkbox"/> Significant Progress  <input type="checkbox"/> Progressing well, further development required  <input type="checkbox"/> Further development required  <input type="checkbox"/> Not yet demonstrating progress  <input type="checkbox"/> Not applicable <i>Please explain why:</i>
	6.2 Performance Measurement Framework produced and validated	Available 4/2014		
	6.3 Annual reports with biannual update submitted on reporting deadlines	2 reports/year		
	6.4 Proportion of draft annual reports reviewed and commented by relevant stakeholder groups	100% starting 4/2014		
	C.1 Consulted Midterm progress review (FCPF 1.3.a.) available	Available 5/2014		
	C.2 Independent final review of R-Package (FCPF 1.A.2.)	Available 6/2015		

Disbursement rate of FCPF-financed Readiness Fund Grant (>3.4 million USD), in percentage (FCPF M&E Framework 1.3.d; Ghana PMF Indicator 5.1.):		
	Rate	Tracking
RF Grant - disbursement rate vs. planned disbursements		<p>Please double-click on check box to select your light rating:</p> <p> <input type="checkbox"/> Up to 10% variance with plans</p> <p> <input type="checkbox"/> Between 10% - 25% variance</p> <p> <input type="checkbox"/> Between 25% - 40% variance</p> <p> <input type="checkbox"/> More than 40% variance</p> <p> <input type="checkbox"/> Not applicable</p>
















Disbursement rate of Total R-PP Budget in percentage (FCPF M&E Framework 1.3.d; Ghana PMF Indicator 5.2):		
	Rate	Tracking
R-PP Budget - disbursement rate vs. planned disbursements	n.a. (No additional funding other than FCPF grant)	<p>Please double-click on check box to select your light rating:</p> <p> <input type="checkbox"/> Up to 10% variance with plans</p> <p> <input type="checkbox"/> Between 10% - 25% variance</p> <p> <input type="checkbox"/> Between 25% - 40% variance</p> <p> <input type="checkbox"/> More than 40% variance</p> <p> <input checked="" type="checkbox"/> Not applicable</p>

Implementation rate of M&E activities (FCPF M&E Framework 1.3.c, 1.3.a, 1.A.2; Ghana PMF Indicators 6.3, C.1, C.2)		
	Rate	Tracking
Semi-annual reporting		<p>Please double-click on check box to select your light rating:</p> <p> <input type="checkbox"/> Reports submitted fully complete and on-time</p> <p> <input type="checkbox"/> Reports submitted missing minor information, or slightly delayed</p> <p> <input type="checkbox"/> Reports submitted missing significant information, or significantly delayed</p> <p> <input type="checkbox"/> Reports not submitted when required</p>
Mid-term progress report		
Final Assessment report		

		 <input type="checkbox"/> Not applicable
--	--	---

3.2.2. Key elements of performance-based payment systems for emission reductions generated from REDD+ activities

- Outcome level

As a synthesis of the following output level assessments, please briefly specify:	
<p>Are carbon accounting, programmatic elements and pricing operating as planned in your pilot, if relevant (<i>FCPF M&E Framework Indicator 2.A.; Ghana PFM indicators O.4.1</i>)</p> <p><u>Please describe progress made:</u></p>	<p> <input type="radio"/> Yes</p> <p> <input type="radio"/> Overall yes, but with some discrepancies</p> <p> <input type="radio"/> Overall no, but with some positive signs</p> <p> <input type="radio"/> No</p> <p> <input type="radio"/> Non Applicable</p>
<p>Is the benefit sharing scheme being implemented according to plans (<i>FCPF M&E Framework Indicator 2.B., Ghana PFM indicator I.4.2</i>)</p> <p><u>Please describe progress made:</u></p>	<p> <input type="radio"/> Yes</p> <p> <input type="radio"/> Overall yes, but with some discrepancies</p> <p> <input type="radio"/> Overall no, but with some positive signs</p> <p> <input type="radio"/> No</p> <p> <input type="radio"/> Non Applicable</p>
<p>Percentage and/or amount of monetary benefits shared with beneficiaries, if relevant (<i>FCPF M&E Framework Indicator 2.C.; Ghana PFM indicator I.4.1</i>)</p> <p><u>Please describe progress made:</u></p>	<p> <input type="radio"/> Percentage and/or amount targets to be defined</p> <p> <input type="radio"/></p> <p> <input type="radio"/></p> <p> <input type="radio"/></p> <p> <input type="radio"/> Non Applicable</p>

- Output level

Has your country submitted early ideas or ER-Program to the CF and/or others (FCPF M&E Framework 2.3.a, Ghana PFM indicator 2.b.1.ii):	
Yes	<u>Please briefly describe the content of these early ideas or ER-Program:</u>

Has your country signed an ERPA (FCPF M&E Framework 2.4.b, Ghana PFM indicator 1.3.2):	
Yes/No	<u>Please briefly describe the content of this ERPA:</u>

Amount and date of disbursements for ER Program according to plans, if relevant (FCPF M&E Framework 2.4.a; Ghana PFM indicator 5.4):	
<u>Date:</u>	<u>Amount provided:</u>
<u>Date:</u>	<u>Amount provided:</u>
<u>Date:</u>	<u>Amount provided:</u>

3.2.3. Engagement of stakeholders to sustain or enhance livelihoods of local communities and to conserve biodiversity within the approach to REDD +

- Outcome level

As a synthesis of the following output level assessments, please describe indicators related to biodiversity conservation and forest community livelihood development included in the ER Program, if relevant (FCPF M&E Framework Indicator 3.A and 3.B; Ghana PFM Indicators 1.5.1., 1.5.2, 1.5.3, 1.5.4, 1.5.5, 2.d.3.ii, as relevant):	
<u>Amount:</u>	<u>Please describe how these funds target biodiversity and forest community livelihood development:</u>
	n/a

Please provide relevant examples on the inherent social and biodiversity benefits of REDD+, if relevant (FCPF M&E Framework Indicator 3.B; Ghana PFM Indicators 1.5.1., 1.5.2, 1.5.3, 1.5.4, 1.5.5, as relevant):	
<u>Examples of inherent social and biodiversity benefits of REDD+:</u>	
The REDD+ implementation process has contributed to the enhancement of the knowledge of key	






stakeholders on the importance of sustainable forest management. The extensive stakeholder consultations and information sharing which have been undertaken so far have also resulted in the creation of a favourable environment for enhanced forest management and good governance.






Additionally, the Secretariat, in collaboration with the IUCN, is promoting a pro-poor approach to REDD+ implementation in Ghana for improving livelihoods in forest communities. Consequently, women, forest fringe communities and vulnerable groups have been engaged as key stakeholders in REDD+ readiness activities.

The process of developing a SESA framework for the REDD+ scheme is transformative and should lead to the minimisation of negative social impacts in the implementation of the REDD+ scheme and other sustainable forest management interventions in the country.

- **Output level**






Number of examples of actions where IPs, CSOs, and local communities participate actively, if relevant (<i>FCPF M&E Framework 3.1.a; Ghana indicators O.1.b.1, 1.b.2.i, 1.b.4.i, 2.b.4, 2.d.2.ii</i>):	
#:	<u>Please describe these actions on enhanced livelihoods and BD conservation, and restoration where, IPs and CSOs and local communities participate actively:</u>

Number of IP and REDD country CSO representatives (men/women) having been successfully trained by FCPF training programs (<i>FCPF M&E Framework 3.1.b; Ghana PFM indicator 2.d.2.i</i>):			
<u>Please list the training conducted:</u>	<u>Duration (# of days)</u>	<u># of participants # of men / # of women</u>	     ● targets in terms of number of men and women to be trained by country to be defined ● ● ● ● Non Applicable

Frequency of meetings of stakeholder engagement platforms (FCPF M&E Framework 3.2.a; Ghana indicator 1.a.2.i, 1.a.3.i, 1.a.4):	
Frequency:	 ● targets in terms of frequency to be defined  ●  ●  ●  ● Non Applicable

Does your country R-Package (within the national REDD+ strategies and the monitoring systems) and/or ER Program include activities aiming at maintaining or enhancing livelihoods of local communities (FCPF M&E Framework 3.2.b.i, Ghana indicator 2.d.3.ii):	
Yes/No:	<u>Please describe these activities aiming at maintaining or enhancing livelihoods of local communities:</u>

Does your country R-Package (within the national REDD+ strategies and the monitoring systems) and/or ER Program include activities aiming at conserving biodiversity (FCPF M&E Framework 3.2.b.ii; Ghana PMF indicator 2.d.3.ii):	
Yes/No:	<u>Please describe these activities aiming at conserving biodiversity:</u>

Does your country R-Package and/or ER Program include SESA, an operational Grievance Mechanisms, and an ESMF that captures SESA results(FCPF M&E Framework 3.2.d; Ghana PMF indicators 2.d.2.i, 2.d.3.i, 2.d.5)	
Yes/No:	<p><i>If yes, please select your light rating:</i></p>  ● Degree of advancement or implementation targets to be defined  ●  ●  ●  ● Non Applicable <u>Please describe the measures implemented:</u>

3.2.4. Knowledge sharing

Has your country developed and published REDD+ knowledge products with FCPF support: (FCPF M&E Framework 4.1.b; Ghana PMF indicators 1.b.2.i, 1.b.2.ii)	
Yes/No:	Please provide the list of published REDD+ knowledge products, if any during reporting period :

How many people have been reached by these knowledge products, if any (FCPF M&E Framework 4.1.c; Ghana PMF 1.b.2.i, 1.b.2.ii):	
<u>Overall number by product:</u>	
# of Men:	
# of Women:	

Have some experts of your country participated in any South-south learning activities? If yes, how many (men and women)? (FCPF M&E Framework 4.2.a + b; Ghana PMF indicator 1.b.1)		
Yes/No:	<u>List the South-South learning activities:</u>	<u># of men:</u>
		<u># of women:</u>

4. ISSUES, CHALLENGES AND RISKS

This section should present any problems, difficulties or constraints faced by the country in making progress towards the intended REDD+ results (outputs, outcomes and possible impacts), the main causes and their expected effect on the work plan. Actions that have been taken to overcome or manage these constraints/flaws/problems identified should be stated. Each problem/constraint should be stated as a separate point, along with associated proposed changes in work planning for the next six month/year to address it, as relevant.

It is expected that the country monitors any changes in the assumptions that underpin the logic of intervention of FCPF at the national level and other significant risks that may arise. This section should explain through a narrative any changes in the level of risk associated with the different assumptions, or describe new risks that may have emerged and have a significant bearing on the national work-planning with respect to FCPF support for the next year and beyond, along with the associated measures required to address this change.

5. MAIN LESSONS LEARNED

This section should be used to provide information on important lessons learnt since the beginning of the readiness process. As this is a semi-annual report, it is expected that this section will be fairly substantial, making reference to different lessons learning documents, and/or events developed and dealing with issues of particular interest with respect to readiness of carbon funding under REDD+.

ANNEX 2: STAKEHOLDERS CONSULTED FOR THE ELABORATION OF THE M&E FRAMEWORK

NO.	NAME	ORGANISATION	EMAIL ADDRESS
1	Robert Bamfo	REDD+ Secretariat, Climate Change Unit, Forestry Commission	bamforobert@yahoo.com
2	Yaw Kwakye	REDD+ Secretariat, Climate Change Unit, Forestry Commission	beemayaw@gmail.com
3			
4			
5			
6			